

ATKINS

TURNING MOVEMENT COUNT SUMMARY

Peak Hour Volumes

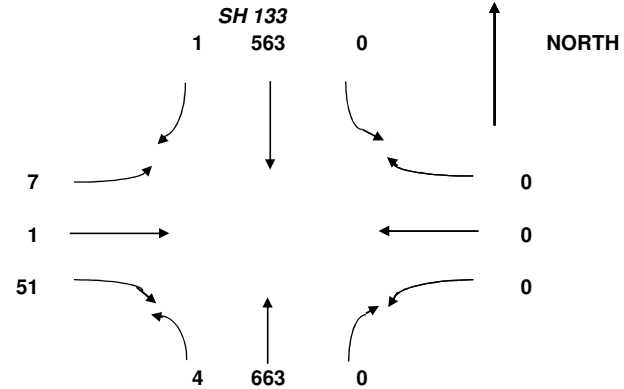
INTERSECTION: **1**
 N-S STREET: **SH 133**
 E-W STREET: **Red Rock Drive North**

PROJ. NO.:
 COUNT DATE: **31-Jan-12**
 NOTES: **Tuesday**

PK HR VOLUME:	1,290
PHF:	0.97
PEAK HOUR:	
FROM: 7:30 AM	TO: 8:30 AM

COUNT TIME:
 FROM: **7:00 AM**
 TO: **9:00 AM**

Red Rock Drive North



COUNT DATA INPUT:

TIME PERIOD		NORTHBOUND				EASTBOUND				SOUTHBOUND				WESTBOUND				TOTAL VOLUMES	
FROM:	TO:	L	T	R	Ped	L	T	R	Ped	L	T	R	Ped	L	T	R	Ped		
7:00 AM	7:15 AM	0	144	0	0	1	1	6	0	0	77	0	2	0	0	0	0	0	229
7:15 AM	7:30 AM	1	146	0	0	2	0	8	0	0	84	2	0	0	0	0	0	1	243
7:30 AM	7:45 AM	1	176	0	0	1	0	17	0	0	125	1	0	0	0	0	0	0	321
7:45 AM	8:00 AM	2	159	0	0	2	0	18	0	0	151	0	0	0	0	0	0	0	332
8:00 AM	8:15 AM	0	157	0	0	2	1	8	0	0	135	0	1	0	0	0	0	0	303
8:15 AM	8:30 AM	1	171	0	0	2	0	8	0	0	152	0	0	0	0	0	0	0	334
8:30 AM	8:45 AM	2	164	0	0	2	0	8	0	0	111	1	0	0	0	0	0	0	288
8:45 AM	9:00 AM	0	126	0	0	4	0	6	0	0	117	0	0	0	0	0	0	0	253

HOURLY TOTALS:

TIME PERIOD		NORTHBOUND				EASTBOUND				SOUTHBOUND				WESTBOUND				TOTAL VOLUMES	
FROM:	TO:	L	T	R	Ped	L	T	R	Ped	L	T	R	Ped	L	T	R	Ped		
7:00 AM	8:00 AM	4	625	0	0	6	1	49	0	0	437	3	2	0	0	0	0	1	1,125
7:15 AM	8:15 AM	4	638	0	0	7	1	51	0	0	495	3	1	0	0	0	0	1	1,199
7:30 AM	8:30 AM	4	663	0	0	7	1	51	0	0	563	1	1	0	0	0	0	0	1,290
7:45 AM	8:45 AM	5	651	0	0	8	1	42	0	0	549	1	1	0	0	0	0	0	1,257
8:00 AM	9:00 AM	3	618	0	0	10	1	30	0	0	515	1	1	0	0	0	0	0	1,178

NOTE PHF IS BASED ON 15 MIN. PEAK WITHIN THE PEAK HOUR.

ATKINS

TURNING MOVEMENT COUNT SUMMARY

Peak Hour Volumes

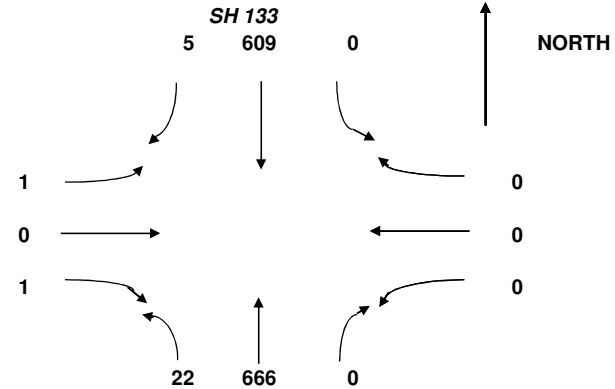
INTERSECTION: 2
 N-S STREET: **SH 133**
 E-W STREET: **Red Rock Drive South**

PROJ. NO.:
 COUNT DATE: **31-Jan-12**
 NOTES: **Tuesday**

PK HR VOLUME:	1,304
PHF:	0.97
PEAK HOUR:	
FROM: 7:30 AM	TO: 8:30 AM

COUNT TIME:
 FROM: **7:00 AM**
 TO: **9:00 AM**

Red Rock Drive South



COUNT DATA INPUT:

TIME PERIOD		NORTHBOUND				EASTBOUND				SOUTHBOUND				WESTBOUND				TOTAL VOLUMES	
FROM:	TO:	L	T	R	Ped	L	T	R	Ped	L	T	R	Ped	L	T	R	Ped		
7:00 AM	7:15 AM	3	143	0	0	1	0	0	0	0	80	3	1	0	0	0	0	0	230
7:15 AM	7:30 AM	2	147	0	0	0	0	0	0	0	90	2	0	0	0	0	0	0	241
7:30 AM	7:45 AM	3	177	0	0	0	0	0	0	0	142	0	0	0	0	0	0	0	322
7:45 AM	8:00 AM	4	161	0	0	0	0	0	0	0	168	1	0	0	0	0	0	0	334
8:00 AM	8:15 AM	11	157	0	0	0	0	1	0	0	142	1	0	0	0	0	0	0	312
8:15 AM	8:30 AM	4	171	0	0	1	0	0	0	0	157	3	0	0	0	0	0	0	336
8:30 AM	8:45 AM	2	166	0	0	0	0	1	0	0	117	2	0	0	0	0	0	0	288
8:45 AM	9:00 AM	5	126	0	0	0	0	0	0	0	120	3	0	0	0	0	0	0	254

HOURLY TOTALS:

TIME PERIOD		NORTHBOUND				EASTBOUND				SOUTHBOUND				WESTBOUND				TOTAL VOLUMES	
FROM:	TO:	L	T	R	Ped	L	T	R	Ped	L	T	R	Ped	L	T	R	Ped		
7:00 AM	8:00 AM	12	628	0	0	1	0	0	0	0	480	6	1	0	0	0	0	0	1,127
7:15 AM	8:15 AM	20	642	0	0	0	0	1	0	0	542	4	0	0	0	0	0	0	1,209
7:30 AM	8:30 AM	22	666	0	0	1	0	1	0	0	609	5	0	0	0	0	0	0	1,304
7:45 AM	8:45 AM	21	655	0	0	1	0	2	0	0	584	7	0	0	0	0	0	0	1,270
8:00 AM	9:00 AM	22	620	0	0	1	0	2	0	0	536	9	0	0	0	0	0	0	1,190

NOTE PHF IS BASED ON 15 MIN. PEAK WITHIN THE PEAK HOUR.

ATKINS

TURNING MOVEMENT COUNT SUMMARY

Peak Hour Volumes

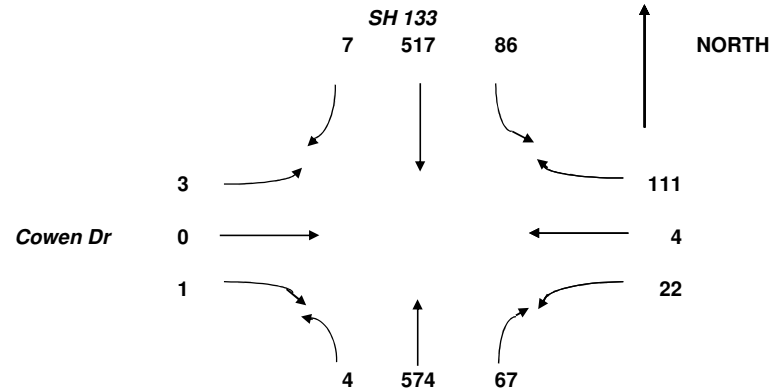
INTERSECTION: **3**
 N-S STREET: **SH 133**
 E-W STREET: **Cowen Dr**

PROJ. NO.:
 COUNT DATE: **31-Jan-12**
 NOTES: **Tuesday**

PK HR VOLUME:	1,396
PHF:	0.97
PEAK HOUR:	
FROM:	TO:
7:30 AM	8:30 AM

COUNT TIME:
 FROM: **7:00 AM**
 TO: **9:00 AM**

Notes:



COUNT DATA INPUT:

TIME PERIOD		NORTHBOUND				EASTBOUND				SOUTHBOUND				WESTBOUND				TOTAL VOLUMES
FROM:	TO:	L	T	R	Ped	L	T	R	Ped	L	T	R	Ped	L	T	R	Ped	
7:00 AM	7:15 AM	3	117	13	0	1	0	2	1	13	67	0	1	7	0	28	0	251
7:15 AM	7:30 AM	0	126	13	0	1	0	0	0	10	79	1	1	2	0	22	0	254
7:30 AM	7:45 AM	1	150	14	0	0	0	0	0	6	135	1	1	7	0	30	0	344
7:45 AM	8:00 AM	1	137	16	0	1	0	1	0	22	145	1	1	8	0	27	0	359
8:00 AM	8:15 AM	1	143	22	0	0	0	0	1	34	107	2	1	0	0	25	0	334
8:15 AM	8:30 AM	1	144	15	2	2	0	0	0	24	130	3	0	7	4	29	11	359
8:30 AM	8:45 AM	0	142	9	0	2	0	0	0	20	93	5	0	7	0	24	0	302
8:45 AM	9:00 AM	2	109	14	2	0	2	1	0	15	101	4	0	6	2	22	0	278

HOURLY TOTALS:

TIME PERIOD		NORTHBOUND				EASTBOUND				SOUTHBOUND				WESTBOUND				TOTAL VOLUMES
FROM:	TO:	L	T	R	Ped	L	T	R	Ped	L	T	R	Ped	L	T	R	Ped	
7:00 AM	8:00 AM	5	530	56	0	3	0	3	1	51	426	3	4	24	0	107	0	1,208
7:15 AM	8:15 AM	3	556	65	0	2	0	1	1	72	466	5	4	17	0	104	0	1,291
7:30 AM	8:30 AM	4	574	67	2	3	0	1	1	86	517	7	3	22	4	111	11	1,396
7:45 AM	8:45 AM	3	566	62	2	5	0	1	1	100	475	11	2	22	4	105	11	1,354
8:00 AM	9:00 AM	4	538	60	4	4	2	1	1	93	431	14	1	20	6	100	11	1,273

NOTE PHF IS BASED ON 15 MIN. PEAK WITHIN THE PEAK HOUR.

ATKINS

TURNING MOVEMENT COUNT SUMMARY

Peak Hour Volumes

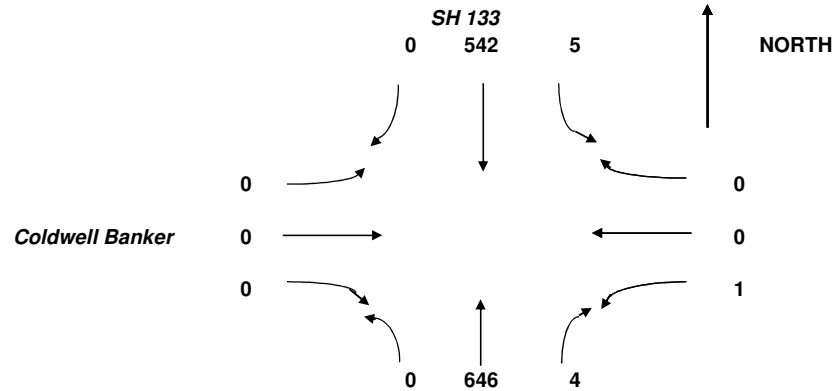
INTERSECTION: **4**
 N-S STREET: **SH 133**
 E-W STREET: **Coldwell Banker**

PROJ. NO.:
 COUNT DATE: **31-Jan-12**
 NOTES: **Tuesday**

PK HR VOLUME:	1,198
PHF:	0.96
PEAK HOUR:	
FROM:	TO:
7:30 AM	8:30 AM

COUNT TIME:
 FROM: **7:00 AM**
 TO: **9:00 AM**

Notes:



COUNT DATA INPUT:

TIME PERIOD		NORTHBOUND				EASTBOUND				SOUTHBOUND				WESTBOUND				TOTAL VOLUMES	
FROM:	TO:	L	T	R	Ped	L	T	R	Ped	L	T	R	Ped	L	T	R	Ped		
7:00 AM	7:15 AM	0	134	0	2	0	0	0	0	0	67	0	0	0	0	0	0	0	201
7:15 AM	7:30 AM	0	140	1	3	0	0	0	0	3	84	0	0	0	0	0	0	0	228
7:30 AM	7:45 AM	0	165	0	1	0	0	0	0	0	139	0	0	1	0	0	0	1	305
7:45 AM	8:00 AM	0	154	1	0	0	0	0	0	1	156	0	0	0	0	0	0	0	312
8:00 AM	8:15 AM	0	167	0	0	0	0	0	0	1	112	0	0	0	0	0	0	0	280
8:15 AM	8:30 AM	0	160	3	1	0	0	0	0	3	135	0	0	0	0	0	0	0	301
8:30 AM	8:45 AM	0	150	2	2	0	0	0	0	4	98	0	0	0	0	1	0	0	255
8:45 AM	9:00 AM	0	124	1	4	0	0	0	0	1	101	0	0	0	0	1	0	0	228

HOURLY TOTALS:

TIME PERIOD		NORTHBOUND				EASTBOUND				SOUTHBOUND				WESTBOUND				TOTAL VOLUMES	
FROM:	TO:	L	T	R	Ped	L	T	R	Ped	L	T	R	Ped	L	T	R	Ped		
7:00 AM	8:00 AM	0	593	2	6	0	0	0	0	4	446	0	0	1	0	0	0	1	1,046
7:15 AM	8:15 AM	0	626	2	4	0	0	0	0	5	491	0	0	1	0	0	0	1	1,125
7:30 AM	8:30 AM	0	646	4	2	0	0	0	0	5	542	0	0	1	0	0	0	1	1,198
7:45 AM	8:45 AM	0	631	6	3	0	0	0	0	9	501	0	0	0	0	1	0	0	1,148
8:00 AM	9:00 AM	0	601	6	7	0	0	0	0	9	446	0	0	0	0	2	0	0	1,064

NOTE PHF IS BASED ON 15 MIN. PEAK WITHIN THE PEAK HOUR.

ATKINS

TURNING MOVEMENT COUNT SUMMARY

Peak Hour Volumes

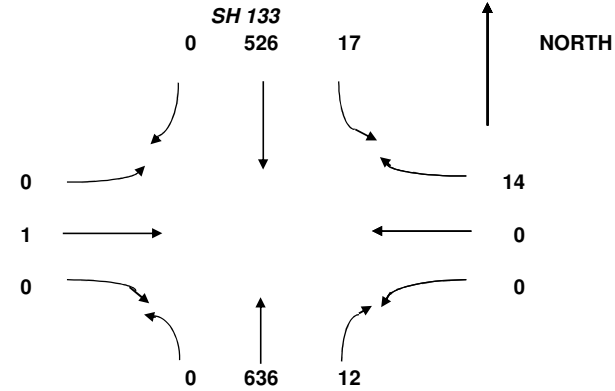
INTERSECTION: **5**
 N-S STREET: **SH 133**
 E-W STREET: **The Alpine Strip Mall**

PROJ. NO.:
 COUNT DATE: **31-Jan-12**
 NOTES: **Tuesday**

PK HR VOLUME:	1,206
PHF:	0.96
PEAK HOUR:	
FROM: 7:30 AM	TO: 8:30 AM

COUNT TIME:
 FROM: **7:00 AM**
 TO: **9:00 AM**

The Alpine Strip Mall



COUNT DATA INPUT:

TIME PERIOD		NORTHBOUND				EASTBOUND				SOUTHBOUND				WESTBOUND				TOTAL VOLUMES	
FROM:	TO:	L	T	R	Ped	L	T	R	Ped	L	T	R	Ped	L	T	R	Ped		
7:00 AM	7:15 AM	0	133	0	2	0	1	0	0	4	63	0	0	0	0	1	0	0	202
7:15 AM	7:30 AM	0	141	0	2	0	0	0	0	1	83	0	0	0	0	0	0	0	225
7:30 AM	7:45 AM	0	162	0	2	0	0	0	0	5	135	0	0	0	0	3	0	0	305
7:45 AM	8:00 AM	0	153	3	0	0	0	0	0	8	148	0	0	0	0	2	0	0	314
8:00 AM	8:15 AM	0	162	4	1	0	1	0	0	1	111	0	0	0	0	5	1	0	284
8:15 AM	8:30 AM	0	159	5	1	0	0	0	0	3	132	0	0	0	0	4	0	0	303
8:30 AM	8:45 AM	0	149	5	3	0	0	0	0	4	94	0	0	1	0	3	0	0	256
8:45 AM	9:00 AM	0	122	9	2	0	0	0	0	3	98	0	0	1	0	3	0	0	236

HOURLY TOTALS:

TIME PERIOD		NORTHBOUND				EASTBOUND				SOUTHBOUND				WESTBOUND				TOTAL VOLUMES	
FROM:	TO:	L	T	R	Ped	L	T	R	Ped	L	T	R	Ped	L	T	R	Ped		
7:00 AM	8:00 AM	0	589	3	6	0	1	0	0	18	429	0	0	0	0	6	0	0	1,046
7:15 AM	8:15 AM	0	618	7	5	0	1	0	0	15	477	0	0	0	0	10	1	0	1,128
7:30 AM	8:30 AM	0	636	12	4	0	1	0	0	17	526	0	0	0	0	14	1	0	1,206
7:45 AM	8:45 AM	0	623	17	5	0	1	0	0	16	485	0	0	1	0	14	1	0	1,157
8:00 AM	9:00 AM	0	592	23	7	0	1	0	0	11	435	0	0	2	0	15	1	0	1,079

NOTE PHF IS BASED ON 15 MIN. PEAK WITHIN THE PEAK HOUR.

ATKINS

TURNING MOVEMENT COUNT SUMMARY

Peak Hour Volumes

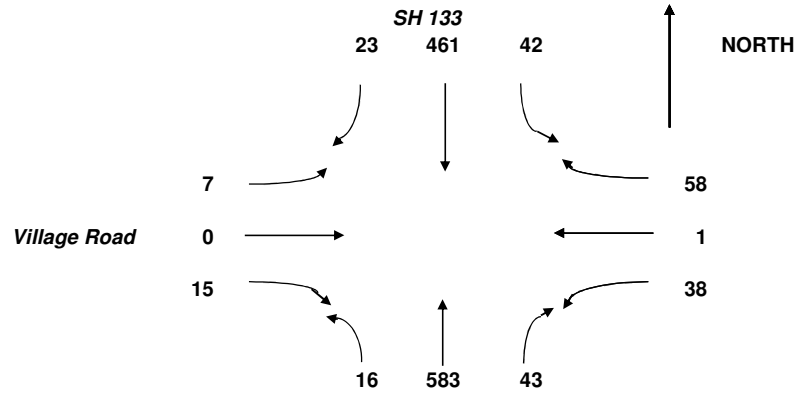
INTERSECTION: **6**
 N-S STREET: **SH 133**
 E-W STREET: **Village Road**

PROJ. NO.:
 COUNT DATE: **31-Jan-12**
 NOTES: **Tuesday**

PK HR VOLUME:	1,287
PHF:	0.97
PEAK HOUR:	
FROM:	TO:
7:30 AM	8:30 AM

COUNT TIME:
 FROM: **7:00 AM**
 TO: **9:00 AM**

Notes:



COUNT DATA INPUT:

TIME PERIOD		NORTHBOUND				EASTBOUND				SOUTHBOUND				WESTBOUND				TOTAL VOLUMES
FROM:	TO:	L	T	R	Ped	L	T	R	Ped	L	T	R	Ped	L	T	R	Ped	
7:00 AM	7:15 AM	3	118	4	1	4	0	4	0	3	55	5	0	4	0	11	0	211
7:15 AM	7:30 AM	6	125	9	3	1	0	0	2	4	76	3	2	8	0	15	0	247
7:30 AM	7:45 AM	4	149	5	2	2	0	11	0	5	121	9	0	13	1	11	1	331
7:45 AM	8:00 AM	2	139	13	6	0	0	1	0	16	130	2	0	7	0	17	1	327
8:00 AM	8:15 AM	4	147	22	5	0	0	2	1	13	92	6	1	10	0	19	2	315
8:15 AM	8:30 AM	6	148	3	2	5	0	1	0	8	118	6	0	8	0	11	1	314
8:30 AM	8:45 AM	0	140	7	1	4	0	3	0	9	83	3	0	10	0	10	3	269
8:45 AM	9:00 AM	2	116	14	0	0	0	0	0	15	84	0	0	9	0	15	1	255

HOURLY TOTALS:

TIME PERIOD		NORTHBOUND				EASTBOUND				SOUTHBOUND				WESTBOUND				TOTAL VOLUMES
FROM:	TO:	L	T	R	Ped	L	T	R	Ped	L	T	R	Ped	L	T	R	Ped	
7:00 AM	8:00 AM	15	531	31	12	7	0	16	2	28	382	19	2	32	1	54	2	1,116
7:15 AM	8:15 AM	16	560	49	16	3	0	14	3	38	419	20	3	38	1	62	4	1,220
7:30 AM	8:30 AM	16	583	43	15	7	0	15	1	42	461	23	1	38	1	58	5	1,287
7:45 AM	8:45 AM	12	574	45	14	9	0	7	1	46	423	17	1	35	0	57	7	1,225
8:00 AM	9:00 AM	12	551	46	8	9	0	6	1	45	377	15	1	37	0	55	7	1,153

NOTE PHF IS BASED ON 15 MIN. PEAK WITHIN THE PEAK HOUR.

ATKINS

TURNING MOVEMENT COUNT SUMMARY

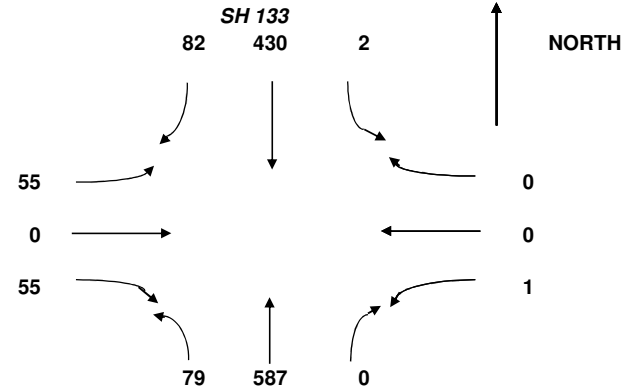
Peak Hour Volumes

INTERSECTION: 7
 N-S STREET: SH 133
 E-W STREET: Satank Rd/Dolores Way
 PROJ. NO.:
 COUNT DATE: 31-Jan-12
 NOTES: Tuesday

PK HR VOLUME:	1,291
PHF:	0.95
PEAK HOUR:	
FROM: 7:30 AM	TO: 8:30 AM

COUNT TIME:
 FROM: 7:00 AM
 TO: 9:00 AM

Satank Rd/Dolores Way



COUNT DATA INPUT:

TIME PERIOD		NORTHBOUND				EASTBOUND				SOUTHBOUND				WESTBOUND				TOTAL VOLUMES	
FROM:	TO:	L	T	R	Ped	L	T	R	Ped	L	T	R	Ped	L	T	R	Ped		
7:00 AM	7:15 AM	6	115	0	0	10	0	2	0	0	55	8	0	0	0	0	0	0	196
7:15 AM	7:30 AM	6	132	0	0	8	0	9	0	0	75	9	0	0	0	0	0	0	239
7:30 AM	7:45 AM	10	151	0	1	7	0	10	0	0	126	19	0	0	0	0	0	0	323
7:45 AM	8:00 AM	17	143	0	0	11	0	3	2	0	121	17	0	0	0	0	0	0	312
8:00 AM	8:15 AM	37	148	0	1	25	0	26	0	0	76	28	0	0	0	0	0	0	340
8:15 AM	8:30 AM	15	145	0	0	12	0	16	0	2	107	18	0	1	0	0	0	0	316
8:30 AM	8:45 AM	8	126	2	1	21	0	12	0	1	79	16	0	0	0	0	0	0	265
8:45 AM	9:00 AM	8	120	1	1	12	0	6	0	1	87	5	0	0	0	0	0	0	240

HOURLY TOTALS:

TIME PERIOD		NORTHBOUND				EASTBOUND				SOUTHBOUND				WESTBOUND				TOTAL VOLUMES	
FROM:	TO:	L	T	R	Ped	L	T	R	Ped	L	T	R	Ped	L	T	R	Ped		
7:00 AM	8:00 AM	39	541	0	1	36	0	24	2	0	377	53	0	0	0	0	0	0	1,070
7:15 AM	8:15 AM	70	574	0	2	51	0	48	2	0	398	73	0	0	0	0	0	0	1,214
7:30 AM	8:30 AM	79	587	0	2	55	0	55	2	2	430	82	0	1	0	0	0	0	1,291
7:45 AM	8:45 AM	77	562	2	2	69	0	57	2	3	383	79	0	1	0	0	0	0	1,233
8:00 AM	9:00 AM	68	539	3	3	70	0	60	0	4	349	67	0	1	0	0	0	0	1,161

NOTE PHF IS BASED ON 15 MIN. PEAK WITHIN THE PEAK HOUR.

ATKINS

TURNING MOVEMENT COUNT SUMMARY

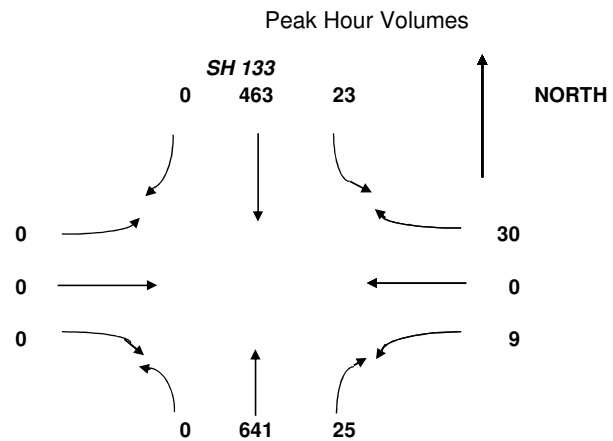
INTERSECTION: **8**
 N-S STREET: **SH 133**
 E-W STREET: **N of Pipe & Supply Store**

PROJ. NO.:
 COUNT DATE: **31-Jan-12**
 NOTES: **Tuesday**

COUNT TIME:
 FROM: **7:00 AM**
 TO: **9:00 AM**

PK HR VOLUME:	1,191
PHF:	0.97
PEAK HOUR:	
FROM: 7:30 AM	TO: 8:30 AM

N of Pipe & Supply Store



COUNT DATA INPUT:

TIME PERIOD		NORTHBOUND				EASTBOUND				SOUTHBOUND				WESTBOUND				TOTAL VOLUMES	
FROM:	TO:	L	T	R	Ped	L	T	R	Ped	L	T	R	Ped	L	T	R	Ped		
7:00 AM	7:15 AM	0	116	5	0	0	0	0	0	3	54	0	0	3	0	3	0	0	184
7:15 AM	7:30 AM	0	134	4	3	0	0	0	0	2	82	0	0	6	0	4	0	0	232
7:30 AM	7:45 AM	0	153	8	1	0	0	0	0	6	130	0	0	2	0	8	0	0	307
7:45 AM	8:00 AM	0	155	5	1	0	0	0	0	4	120	0	0	3	0	9	0	0	296
8:00 AM	8:15 AM	0	181	4	2	0	0	0	0	6	96	0	0	1	0	5	0	0	293
8:15 AM	8:30 AM	0	152	8	0	0	0	0	0	7	117	0	0	3	0	8	0	0	295
8:30 AM	8:45 AM	0	131	5	1	0	0	0	0	4	87	0	0	2	0	5	0	0	234
8:45 AM	9:00 AM	0	125	4	2	0	0	0	0	7	86	0	0	1	0	6	0	0	229

HOURLY TOTALS:

TIME PERIOD		NORTHBOUND				EASTBOUND				SOUTHBOUND				WESTBOUND				TOTAL VOLUMES	
FROM:	TO:	L	T	R	Ped	L	T	R	Ped	L	T	R	Ped	L	T	R	Ped		
7:00 AM	8:00 AM	0	558	22	5	0	0	0	0	15	386	0	0	14	0	24	0	0	1,019
7:15 AM	8:15 AM	0	623	21	7	0	0	0	0	18	428	0	0	12	0	26	0	0	1,128
7:30 AM	8:30 AM	0	641	25	4	0	0	0	0	23	463	0	0	9	0	30	0	0	1,191
7:45 AM	8:45 AM	0	619	22	4	0	0	0	0	21	420	0	0	9	0	27	0	0	1,118
8:00 AM	9:00 AM	0	589	21	5	0	0	0	0	24	386	0	0	7	0	24	0	0	1,051

NOTE PHF IS BASED ON 15 MIN. PEAK WITHIN THE PEAK HOUR.

ATKINS

TURNING MOVEMENT COUNT SUMMARY

Peak Hour Volumes

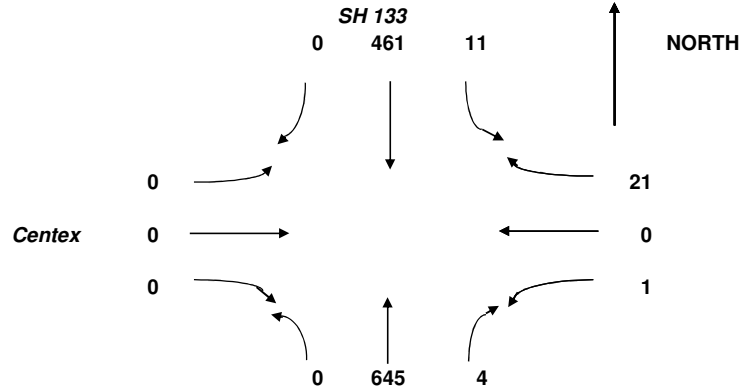
INTERSECTION: **9**
 N-S STREET: **SH 133**
 E-W STREET: **Centex**

PROJ. NO.:
 COUNT DATE: **31-Jan-12**
 NOTES: **Tuesday**

PK HR VOLUME:	1,143
PHF:	0.98
PEAK HOUR:	
FROM: 7:30 AM	TO: 8:30 AM

COUNT TIME:
 FROM: **7:00 AM**
 TO: **9:00 AM**

Notes:



COUNT DATA INPUT:

TIME PERIOD		NORTHBOUND				EASTBOUND				SOUTHBOUND				WESTBOUND				TOTAL VOLUMES
FROM:	TO:	L	T	R	Ped	L	T	R	Ped	L	T	R	Ped	L	T	R	Ped	
7:00 AM	7:15 AM	0	117	0	4	0	0	0	0	2	55	0	0	0	0	4	0	178
7:15 AM	7:30 AM	0	134	0	0	0	0	0	0	3	85	0	0	0	0	4	0	226
7:30 AM	7:45 AM	0	157	0	1	0	0	0	0	1	131	0	0	0	0	4	0	293
7:45 AM	8:00 AM	0	156	0	3	0	0	0	0	1	122	0	0	0	0	4	0	283
8:00 AM	8:15 AM	0	179	1	1	0	0	0	0	4	93	0	0	0	0	6	0	283
8:15 AM	8:30 AM	0	153	3	0	0	0	0	0	5	115	0	0	1	0	7	0	284
8:30 AM	8:45 AM	0	130	1	1	0	0	0	0	4	85	0	0	2	0	6	0	228
8:45 AM	9:00 AM	0	126	0	2	0	0	0	0	4	83	0	0	0	0	3	0	216

HOURLY TOTALS:

TIME PERIOD		NORTHBOUND				EASTBOUND				SOUTHBOUND				WESTBOUND				TOTAL VOLUMES
FROM:	TO:	L	T	R	Ped	L	T	R	Ped	L	T	R	Ped	L	T	R	Ped	
7:00 AM	8:00 AM	0	564	0	8	0	0	0	0	7	393	0	0	0	0	16	0	980
7:15 AM	8:15 AM	0	626	1	5	0	0	0	0	9	431	0	0	0	0	18	0	1,085
7:30 AM	8:30 AM	0	645	4	5	0	0	0	0	11	461	0	0	1	0	21	0	1,143
7:45 AM	8:45 AM	0	618	5	5	0	0	0	0	14	415	0	0	3	0	23	0	1,078
8:00 AM	9:00 AM	0	588	5	4	0	0	0	0	17	376	0	0	3	0	22	0	1,011

NOTE PHF IS BASED ON 15 MIN. PEAK WITHIN THE PEAK HOUR.

ATKINS

TURNING MOVEMENT COUNT SUMMARY

Peak Hour Volumes

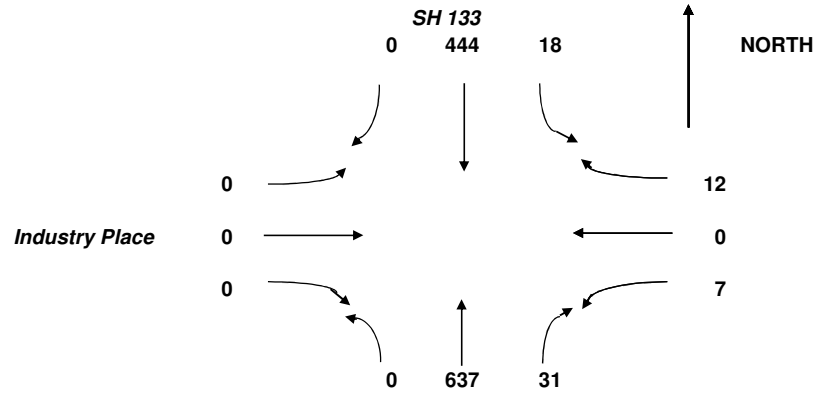
INTERSECTION: **10**
 N-S STREET: **SH 133**
 E-W STREET: **Industry Place**

PROJ. NO.:
 COUNT DATE: **31-Jan-12**
 NOTES: **Tuesday**

PK HR VOLUME:	1,149
PHF:	0.97
PEAK HOUR:	
FROM:	TO:
7:30 AM	8:30 AM

COUNT TIME:
 FROM: **7:00 AM**
 TO: **9:00 AM**

Notes:



COUNT DATA INPUT:

TIME PERIOD		NORTHBOUND				EASTBOUND				SOUTHBOUND				WESTBOUND				TOTAL VOLUMES
FROM:	TO:	L	T	R	Ped	L	T	R	Ped	L	T	R	Ped	L	T	R	Ped	
7:00 AM	7:15 AM	0	113	5	0	0	0	0	0	7	48	0	1	2	0	4	0	179
7:15 AM	7:30 AM	0	131	3	1	0	0	0	0	3	82	0	0	0	0	3	0	222
7:30 AM	7:45 AM	0	155	8	1	0	0	0	0	4	127	0	0	0	0	2	0	296
7:45 AM	8:00 AM	0	153	3	1	0	0	0	0	6	116	0	0	5	0	3	0	286
8:00 AM	8:15 AM	0	177	10	0	0	0	0	0	5	88	0	0	1	0	3	0	284
8:15 AM	8:30 AM	0	152	10	0	0	0	0	0	3	113	0	0	1	0	4	0	283
8:30 AM	8:45 AM	0	129	7	1	0	0	0	0	4	83	0	0	3	0	2	0	228
8:45 AM	9:00 AM	0	126	8	2	0	0	0	0	2	81	0	0	3	0	0	0	220

HOURLY TOTALS:

TIME PERIOD		NORTHBOUND				EASTBOUND				SOUTHBOUND				WESTBOUND				TOTAL VOLUMES
FROM:	TO:	L	T	R	Ped	L	T	R	Ped	L	T	R	Ped	L	T	R	Ped	
7:00 AM	8:00 AM	0	552	19	3	0	0	0	0	20	373	0	1	7	0	12	0	983
7:15 AM	8:15 AM	0	616	24	3	0	0	0	0	18	413	0	0	6	0	11	0	1,088
7:30 AM	8:30 AM	0	637	31	2	0	0	0	0	18	444	0	0	7	0	12	0	1,149
7:45 AM	8:45 AM	0	611	30	2	0	0	0	0	18	400	0	0	10	0	12	0	1,081
8:00 AM	9:00 AM	0	584	35	3	0	0	0	0	14	365	0	0	8	0	9	0	1,015

NOTE PHF IS BASED ON 15 MIN. PEAK WITHIN THE PEAK HOUR.

ATKINS

TURNING MOVEMENT COUNT SUMMARY

Peak Hour Volumes

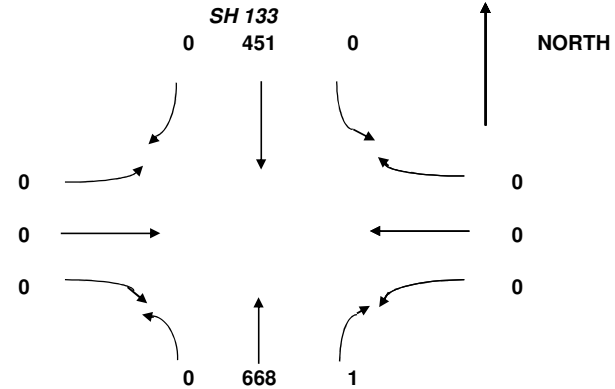
INTERSECTION: **11**
 N-S STREET: **SH 133**
 E-W STREET: **Red Rock Plaza strip mall**

PROJ. NO.:
 COUNT DATE: **31-Jan-12**
 NOTES: **Tuesday**

PK HR VOLUME:	1,120
PHF:	0.97
PEAK HOUR:	
FROM:	TO:
7:30 AM	8:30 AM

COUNT TIME:
 FROM: **7:00 AM**
 TO: **9:00 AM**

Red Rock Plaza strip mall



COUNT DATA INPUT:

TIME PERIOD		NORTHBOUND				EASTBOUND				SOUTHBOUND				WESTBOUND				TOTAL VOLUMES	
FROM:	TO:	L	T	R	Ped	L	T	R	Ped	L	T	R	Ped	L	T	R	Ped		
7:00 AM	7:15 AM	0	118	0	0	0	0	0	0	1	49	0	0	0	0	0	0	0	168
7:15 AM	7:30 AM	0	134	0	0	0	0	0	0	0	82	0	0	1	0	0	0	0	217
7:30 AM	7:45 AM	0	163	0	0	0	0	0	0	0	127	0	0	0	0	0	0	0	290
7:45 AM	8:00 AM	0	156	0	0	0	0	0	0	0	121	0	0	0	0	0	0	0	277
8:00 AM	8:15 AM	0	187	0	0	0	0	0	0	0	89	0	0	0	0	0	0	0	276
8:15 AM	8:30 AM	0	162	1	0	0	0	0	0	0	114	0	0	0	0	0	0	0	277
8:30 AM	8:45 AM	0	136	1	0	0	0	0	0	0	86	0	0	0	0	0	0	0	223
8:45 AM	9:00 AM	0	134	0	0	0	0	0	0	0	84	0	0	0	0	0	0	0	218

HOURLY TOTALS:

TIME PERIOD		NORTHBOUND				EASTBOUND				SOUTHBOUND				WESTBOUND				TOTAL VOLUMES	
FROM:	TO:	L	T	R	Ped	L	T	R	Ped	L	T	R	Ped	L	T	R	Ped		
7:00 AM	8:00 AM	0	571	0	0	0	0	0	0	1	379	0	0	1	0	0	0	0	952
7:15 AM	8:15 AM	0	640	0	0	0	0	0	0	0	419	0	0	1	0	0	0	0	1,060
7:30 AM	8:30 AM	0	668	1	0	0	0	0	0	0	451	0	0	0	0	0	0	0	1,120
7:45 AM	8:45 AM	0	641	2	0	0	0	0	0	0	410	0	0	0	0	0	0	0	1,053
8:00 AM	9:00 AM	0	619	2	0	0	0	0	0	0	373	0	0	0	0	0	0	0	994

NOTE PHF IS BASED ON 15 MIN. PEAK WITHIN THE PEAK HOUR.

ATKINS

TURNING MOVEMENT COUNT SUMMARY

Peak Hour Volumes

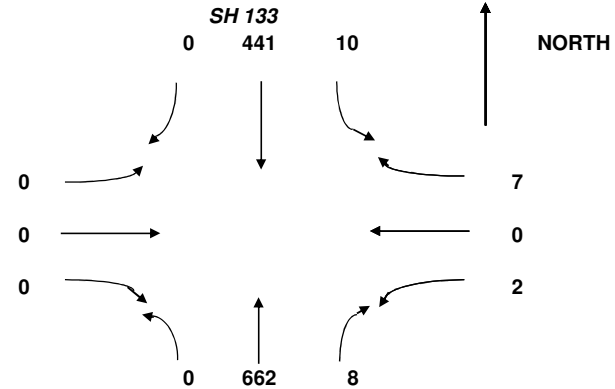
INTERSECTION: **12**
 N-S STREET: **SH 133**
 E-W STREET: **Nieslanik Ave/12th St**

PROJ. NO.:
 COUNT DATE: **31-Jan-12**
 NOTES: **Tuesday**

PK HR VOLUME:	1,130
PHF:	0.97
PEAK HOUR:	
FROM: 7:30 AM	TO: 8:30 AM

COUNT TIME:
 FROM: **7:00 AM**
 TO: **9:00 AM**

Nieslanik Ave/12th St



COUNT DATA INPUT:

TIME PERIOD		NORTHBOUND				EASTBOUND				SOUTHBOUND				WESTBOUND				TOTAL VOLUMES
FROM:	TO:	L	T	R	Ped	L	T	R	Ped	L	T	R	Ped	L	T	R	Ped	
7:00 AM	7:15 AM	0	115	0	2	0	0	0	0	1	48	0	0	0	0	3	0	167
7:15 AM	7:30 AM	0	133	0	0	0	0	0	0	1	82	0	0	0	0	1	0	217
7:30 AM	7:45 AM	0	160	1	0	0	0	0	0	3	124	0	0	0	0	3	0	291
7:45 AM	8:00 AM	0	155	3	1	0	0	0	0	3	118	0	0	0	0	1	0	280
8:00 AM	8:15 AM	0	186	4	0	0	0	0	0	3	86	0	0	2	0	1	0	282
8:15 AM	8:30 AM	0	161	0	0	0	0	0	0	1	113	0	0	0	0	2	0	277
8:30 AM	8:45 AM	0	137	4	1	0	0	0	0	1	85	0	0	1	0	0	0	228
8:45 AM	9:00 AM	0	128	0	2	0	0	0	0	2	82	0	0	1	0	6	0	219

HOURLY TOTALS:

TIME PERIOD		NORTHBOUND				EASTBOUND				SOUTHBOUND				WESTBOUND				TOTAL VOLUMES
FROM:	TO:	L	T	R	Ped	L	T	R	Ped	L	T	R	Ped	L	T	R	Ped	
7:00 AM	8:00 AM	0	563	4	3	0	0	0	0	8	372	0	0	0	0	8	0	955
7:15 AM	8:15 AM	0	634	8	1	0	0	0	0	10	410	0	0	2	0	6	0	1,070
7:30 AM	8:30 AM	0	662	8	1	0	0	0	0	10	441	0	0	2	0	7	0	1,130
7:45 AM	8:45 AM	0	639	11	2	0	0	0	0	8	402	0	0	3	0	4	0	1,067
8:00 AM	9:00 AM	0	612	8	3	0	0	0	0	7	366	0	0	4	0	9	0	1,006

NOTE PHF IS BASED ON 15 MIN. PEAK WITHIN THE PEAK HOUR.

ATKINS

TURNING MOVEMENT COUNT SUMMARY

Peak Hour Volumes

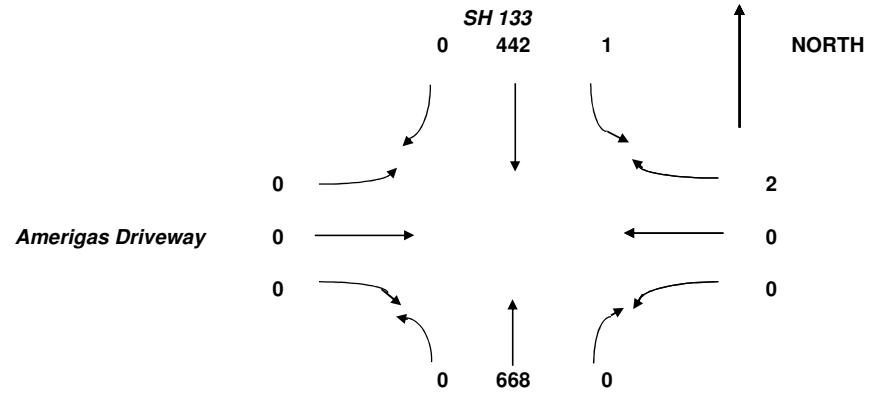
INTERSECTION: **13**
 N-S STREET: **SH 133**
 E-W STREET: **Amerigas Driveway**

PROJ. NO.:
 COUNT DATE: **31-Jan-12**
 NOTES: **Tuesday**

PK HR VOLUME:	1,113
PHF:	0.98
PEAK HOUR:	
FROM:	TO:
7:30 AM	8:30 AM

COUNT TIME:
 FROM: **7:00 AM**
 TO: **9:00 AM**

Notes:



COUNT DATA INPUT:

TIME PERIOD		NORTHBOUND				EASTBOUND				SOUTHBOUND				WESTBOUND				TOTAL VOLUMES	
FROM:	TO:	L	T	R	Ped	L	T	R	Ped	L	T	R	Ped	L	T	R	Ped		
7:00 AM	7:15 AM	0	115	1	0	0	0	0	0	0	48	0	0	0	0	0	0	0	164
7:15 AM	7:30 AM	0	133	0	0	0	0	0	0	1	81	0	0	0	0	0	0	0	215
7:30 AM	7:45 AM	0	160	0	0	0	0	0	0	0	124	0	0	0	0	1	0	0	285
7:45 AM	8:00 AM	0	158	0	0	0	0	0	0	0	118	0	0	0	0	0	0	0	276
8:00 AM	8:15 AM	0	189	0	0	0	0	0	0	0	88	0	0	0	0	0	1	0	278
8:15 AM	8:30 AM	0	161	0	0	0	0	0	0	1	112	0	0	0	0	0	0	0	274
8:30 AM	8:45 AM	0	141	0	0	0	0	0	0	0	86	0	0	0	0	0	0	0	227
8:45 AM	9:00 AM	0	128	0	0	0	0	0	0	0	83	0	0	0	0	0	0	0	211

HOURLY TOTALS:

TIME PERIOD		NORTHBOUND				EASTBOUND				SOUTHBOUND				WESTBOUND				TOTAL VOLUMES	
FROM:	TO:	L	T	R	Ped	L	T	R	Ped	L	T	R	Ped	L	T	R	Ped		
7:00 AM	8:00 AM	0	566	1	0	0	0	0	0	1	371	0	0	0	0	1	0	0	940
7:15 AM	8:15 AM	0	640	0	0	0	0	0	0	1	411	0	0	0	0	2	0	0	1,054
7:30 AM	8:30 AM	0	668	0	0	0	0	0	0	1	442	0	0	0	0	2	0	0	1,113
7:45 AM	8:45 AM	0	649	0	0	0	0	0	0	1	404	0	0	0	0	1	0	0	1,055
8:00 AM	9:00 AM	0	619	0	0	0	0	0	0	1	369	0	0	0	0	1	0	0	990

NOTE PHF IS BASED ON 15 MIN. PEAK WITHIN THE PEAK HOUR.

ATKINS

TURNING MOVEMENT COUNT SUMMARY

Peak Hour Volumes

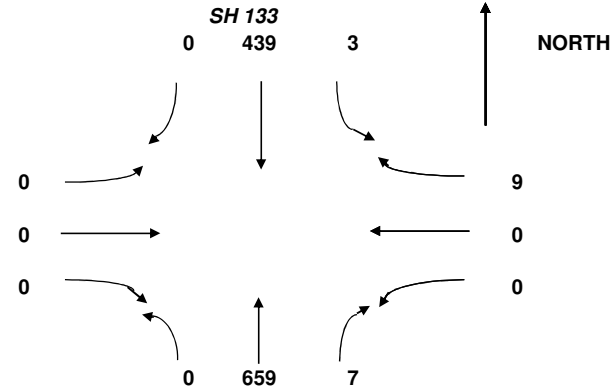
INTERSECTION: **14**
 N-S STREET: **SH 133**
 E-W STREET: **ET Plaza Commerical Industr**

PK HR VOLUME:	1,117
PHF:	0.98
PEAK HOUR:	
FROM:	TO:
7:30 AM	8:30 AM

PROJ. NO.:
 COUNT DATE: **31-Jan-12**
 NOTES: **Tuesday**

COUNT TIME:
 FROM: **7:00 AM**
 TO: **9:00 AM**

aza Commerical Industry



COUNT DATA INPUT:

TIME PERIOD		NORTHBOUND				EASTBOUND				SOUTHBOUND				WESTBOUND				TOTAL VOLUMES	
FROM:	TO:	L	T	R	Ped	L	T	R	Ped	L	T	R	Ped	L	T	R	Ped		
7:00 AM	7:15 AM	0	116	3	0	0	0	0	0	0	48	0	0	0	0	0	0	0	167
7:15 AM	7:30 AM	0	133	3	0	0	0	0	0	0	81	0	0	2	0	0	0	0	219
7:30 AM	7:45 AM	0	160	2	0	0	0	0	0	0	124	0	0	0	0	0	0	0	286
7:45 AM	8:00 AM	0	154	3	0	0	0	0	0	0	118	0	0	0	0	4	0	0	279
8:00 AM	8:15 AM	0	186	2	0	0	0	0	0	3	85	0	0	0	0	3	0	0	279
8:15 AM	8:30 AM	0	159	0	0	0	0	0	0	0	112	0	0	0	0	2	0	0	273
8:30 AM	8:45 AM	0	141	0	0	0	0	0	0	1	85	0	0	1	0	0	0	0	228
8:45 AM	9:00 AM	0	128	1	0	0	0	0	0	0	83	0	0	1	0	0	0	0	213

HOURLY TOTALS:

TIME PERIOD		NORTHBOUND				EASTBOUND				SOUTHBOUND				WESTBOUND				TOTAL VOLUMES	
FROM:	TO:	L	T	R	Ped	L	T	R	Ped	L	T	R	Ped	L	T	R	Ped		
7:00 AM	8:00 AM	0	563	11	0	0	0	0	0	0	371	0	0	2	0	4	0	0	951
7:15 AM	8:15 AM	0	633	10	0	0	0	0	0	3	408	0	0	2	0	7	0	0	1,063
7:30 AM	8:30 AM	0	659	7	0	0	0	0	0	3	439	0	0	0	0	9	0	0	1,117
7:45 AM	8:45 AM	0	640	5	0	0	0	0	0	4	400	0	0	1	0	9	0	0	1,059
8:00 AM	9:00 AM	0	614	3	0	0	0	0	0	4	365	0	0	2	0	5	0	0	993

NOTE PHF IS BASED ON 15 MIN. PEAK WITHIN THE PEAK HOUR.

ATKINS

TURNING MOVEMENT COUNT SUMMARY

Peak Hour Volumes

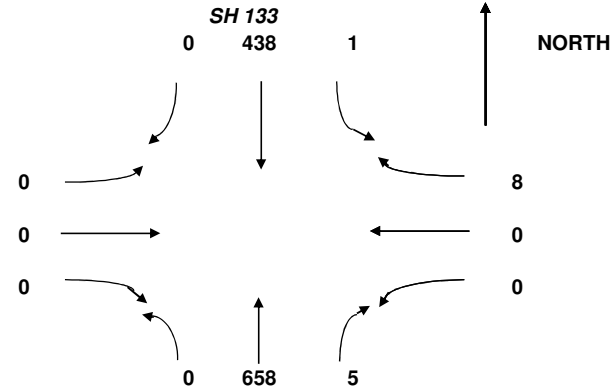
INTERSECTION: **15**
 N-S STREET: **SH 133**
 E-W STREET: **Sopris Shopping Center**

PROJ. NO.:
 COUNT DATE: **31-Jan-12**
 NOTES: **Tuesday**

PK HR VOLUME:	1,110
PHF:	0.97
PEAK HOUR:	
FROM:	TO:
7:30 AM	8:30 AM

COUNT TIME:
 FROM: **7:00 AM**
 TO: **9:00 AM**

Sopris Shopping Center



COUNT DATA INPUT:

TIME PERIOD		NORTHBOUND				EASTBOUND				SOUTHBOUND				WESTBOUND				TOTAL VOLUMES	
FROM:	TO:	L	T	R	Ped	L	T	R	Ped	L	T	R	Ped	L	T	R	Ped		
7:00 AM	7:15 AM	0	119	0	4	0	0	0	0	0	48	0	0	0	0	0	0	0	167
7:15 AM	7:30 AM	0	131	2	1	0	0	0	0	0	83	0	0	0	0	5	0	0	221
7:30 AM	7:45 AM	0	161	0	1	0	0	0	0	1	123	0	0	0	0	1	0	0	286
7:45 AM	8:00 AM	0	156	2	2	0	0	0	0	0	118	0	0	0	0	1	0	0	277
8:00 AM	8:15 AM	0	186	1	1	0	0	0	0	0	85	0	0	0	0	2	0	0	274
8:15 AM	8:30 AM	0	155	2	2	0	0	0	0	0	112	0	0	0	0	4	0	0	273
8:30 AM	8:45 AM	0	140	2	1	0	0	0	0	0	86	0	0	0	0	1	0	0	229
8:45 AM	9:00 AM	0	127	2	4	0	0	0	0	2	82	0	0	0	0	2	0	0	215

HOURLY TOTALS:

TIME PERIOD		NORTHBOUND				EASTBOUND				SOUTHBOUND				WESTBOUND				TOTAL VOLUMES	
FROM:	TO:	L	T	R	Ped	L	T	R	Ped	L	T	R	Ped	L	T	R	Ped		
7:00 AM	8:00 AM	0	567	4	8	0	0	0	0	1	372	0	0	0	0	7	0	0	951
7:15 AM	8:15 AM	0	634	5	5	0	0	0	0	1	409	0	0	0	0	9	0	0	1,058
7:30 AM	8:30 AM	0	658	5	6	0	0	0	0	1	438	0	0	0	0	8	0	0	1,110
7:45 AM	8:45 AM	0	637	7	6	0	0	0	0	0	401	0	0	0	0	8	0	0	1,053
8:00 AM	9:00 AM	0	608	7	8	0	0	0	0	2	365	0	0	0	0	9	0	0	991

NOTE PHF IS BASED ON 15 MIN. PEAK WITHIN THE PEAK HOUR.

ATKINS

TURNING MOVEMENT COUNT SUMMARY

Peak Hour Volumes

INTERSECTION: **16**
 N-S STREET: **SH 133**
 E-W STREET: **Colorado Ave/Remax**

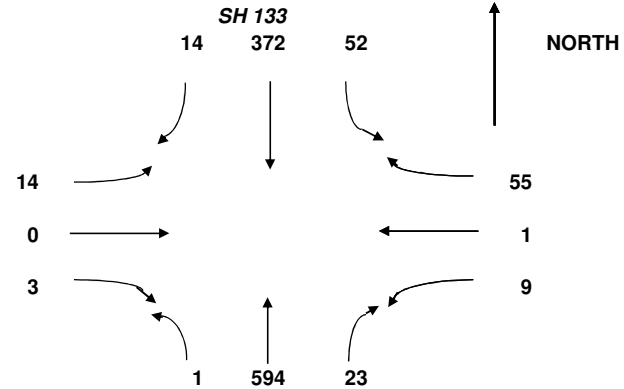
PROJ. NO.:
 COUNT DATE: **31-Jan-12**
 NOTES: **Tuesday**

PK HR VOLUME:	1,138
PHF:	0.96
PEAK HOUR:	
FROM: 7:30 AM	TO: 8:30 AM

COUNT TIME:
 FROM: **7:00 AM**
 TO: **9:00 AM**

Notes:

Colorado Ave/Remax



COUNT DATA INPUT:

TIME PERIOD		NORTHBOUND				EASTBOUND				SOUTHBOUND				WESTBOUND				TOTAL VOLUMES
FROM:	TO:	L	T	R	Ped	L	T	R	Ped	L	T	R	Ped	L	T	R	Ped	
7:00 AM	7:15 AM	0	98	4	0	7	0	0	0	3	39	6	0	1	1	14	0	173
7:15 AM	7:30 AM	0	107	7	0	3	0	0	0	11	68	4	0	0	2	23	0	225
7:30 AM	7:45 AM	0	145	7	0	4	0	1	0	9	107	7	0	3	0	12	0	295
7:45 AM	8:00 AM	0	148	6	0	1	0	1	1	10	104	4	0	3	0	9	0	286
8:00 AM	8:15 AM	0	167	5	1	3	0	1	0	13	70	2	0	0	0	17	0	278
8:15 AM	8:30 AM	1	134	5	2	6	0	0	1	20	91	1	0	3	1	17	0	279
8:30 AM	8:45 AM	1	134	1	0	3	0	1	0	14	70	2	0	0	1	5	0	232
8:45 AM	9:00 AM	0	109	1	1	5	1	0	0	8	71	3	0	1	1	15	0	215

HOURLY TOTALS:

TIME PERIOD		NORTHBOUND				EASTBOUND				SOUTHBOUND				WESTBOUND				TOTAL VOLUMES
FROM:	TO:	L	T	R	Ped	L	T	R	Ped	L	T	R	Ped	L	T	R	Ped	
7:00 AM	8:00 AM	0	498	24	0	15	0	2	1	33	318	21	0	7	3	58	0	979
7:15 AM	8:15 AM	0	567	25	1	11	0	3	1	43	349	17	0	6	2	61	0	1,084
7:30 AM	8:30 AM	1	594	23	3	14	0	3	2	52	372	14	0	9	1	55	0	1,138
7:45 AM	8:45 AM	2	583	17	3	13	0	3	2	57	335	9	0	6	2	48	0	1,075
8:00 AM	9:00 AM	2	544	12	4	17	1	2	1	55	302	8	0	4	3	54	0	1,004

NOTE PHF IS BASED ON 15 MIN. PEAK WITHIN THE PEAK HOUR.

ATKINS

TURNING MOVEMENT COUNT SUMMARY

Peak Hour Volumes

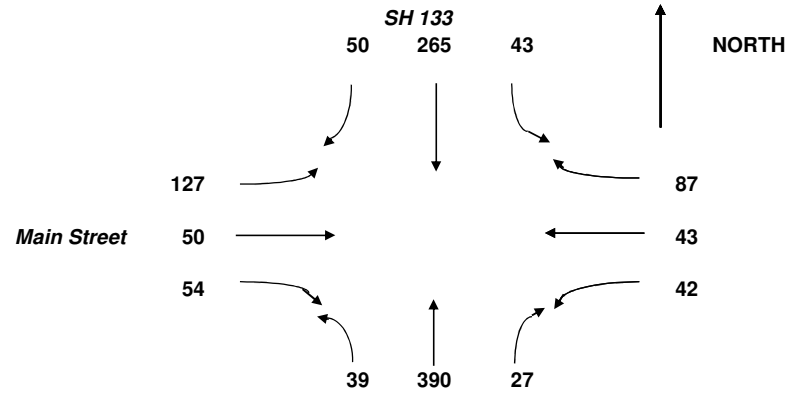
INTERSECTION: **17**
 N-S STREET: **SH 133**
 E-W STREET: **Main Street**

PROJ. NO.:
 COUNT DATE: **31-Jan-12**
 NOTES: **Tuesday**

PK HR VOLUME:	1,217
PHF:	0.92
PEAK HOUR:	
FROM: 7:30 AM	TO: 8:30 AM

COUNT TIME:
 FROM: **7:00 AM**
 TO: **9:00 AM**

Notes:



COUNT DATA INPUT:

TIME PERIOD		NORTHBOUND				EASTBOUND				SOUTHBOUND				WESTBOUND				TOTAL VOLUMES
FROM:	TO:	L	T	R	Ped	L	T	R	Ped	L	T	R	Ped	L	T	R	Ped	
7:00 AM	7:15 AM	6	67	4	5	17	8	4	1	9	16	10	3	2	8	8	3	159
7:15 AM	7:30 AM	4	86	4	1	28	7	8	0	9	47	8	0	3	4	8	0	216
7:30 AM	7:45 AM	7	88	3	6	32	8	11	1	8	63	12	3	4	4	27	1	267
7:45 AM	8:00 AM	8	97	5	7	21	8	27	1	13	102	8	1	14	8	20	0	331
8:00 AM	8:15 AM	13	116	10	3	40	25	10	0	8	43	10	0	10	10	18	3	313
8:15 AM	8:30 AM	11	89	9	4	34	9	6	0	14	57	20	1	14	21	22	1	306
8:30 AM	8:45 AM	12	76	7	5	31	13	5	0	12	39	21	0	8	7	20	1	251
8:45 AM	9:00 AM	7	67	10	6	33	15	10	0	14	41	13	1	11	12	13	1	246

HOURLY TOTALS:

TIME PERIOD		NORTHBOUND				EASTBOUND				SOUTHBOUND				WESTBOUND				TOTAL VOLUMES
FROM:	TO:	L	T	R	Ped	L	T	R	Ped	L	T	R	Ped	L	T	R	Ped	
7:00 AM	8:00 AM	25	338	16	19	98	31	50	3	39	228	38	7	23	24	63	4	973
7:15 AM	8:15 AM	32	387	22	17	121	48	56	2	38	255	38	4	31	26	73	4	1,127
7:30 AM	8:30 AM	39	390	27	20	127	50	54	2	43	265	50	5	42	43	87	5	1,217
7:45 AM	8:45 AM	44	378	31	19	126	55	48	1	47	241	59	2	46	46	80	5	1,201
8:00 AM	9:00 AM	43	348	36	18	138	62	31	0	48	180	64	2	43	50	73	6	1,116

NOTE PHF IS BASED ON 15 MIN. PEAK WITHIN THE PEAK HOUR.

ATKINS

TURNING MOVEMENT COUNT SUMMARY

Peak Hour Volumes

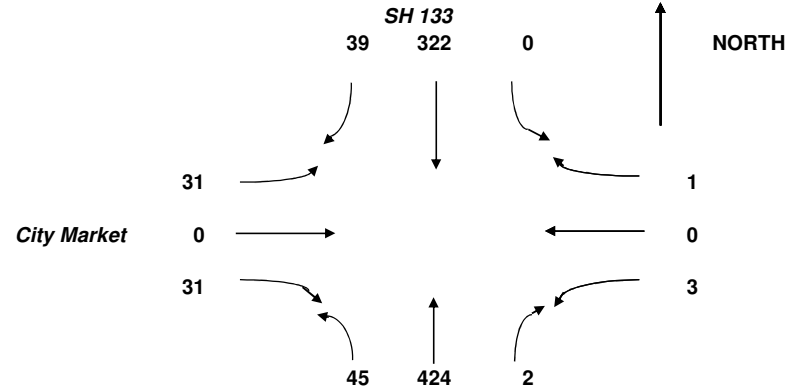
INTERSECTION: **18**
 N-S STREET: **SH 133**
 E-W STREET: **City Market**

PROJ. NO.:
 COUNT DATE: **31-Jan-12**
 NOTES: **Tuesday**

PK HR VOLUME:	898
PHF:	0.81
PEAK HOUR:	
FROM:	TO:
7:30 AM	8:30 AM

COUNT TIME:
 FROM: **7:00 AM**
 TO: **9:00 AM**

Notes:



COUNT DATA INPUT:

TIME PERIOD		NORTHBOUND				EASTBOUND				SOUTHBOUND				WESTBOUND				TOTAL VOLUMES	
FROM:	TO:	L	T	R	Ped	L	T	R	Ped	L	T	R	Ped	L	T	R	Ped		
7:00 AM	7:15 AM	8	72	2	0	5	0	7	0	1	16	5	0	0	0	0	0	0	116
7:15 AM	7:30 AM	10	85	0	0	8	0	7	0	0	49	9	0	0	0	1	0	0	169
7:30 AM	7:45 AM	8	94	0	0	4	0	9	0	0	72	6	0	0	0	0	0	0	193
7:45 AM	8:00 AM	14	104	0	0	6	0	8	0	0	136	7	0	1	0	0	0	0	276
8:00 AM	8:15 AM	15	128	2	0	10	0	7	0	0	47	16	0	0	0	1	0	0	226
8:15 AM	8:30 AM	8	98	0	0	11	0	7	0	0	67	10	0	2	0	0	0	0	203
8:30 AM	8:45 AM	6	82	2	0	13	0	7	0	0	42	10	0	1	0	0	0	0	163
8:45 AM	9:00 AM	8	75	2	2	9	0	8	0	0	53	9	0	0	0	0	0	0	164

HOURLY TOTALS:

TIME PERIOD		NORTHBOUND				EASTBOUND				SOUTHBOUND				WESTBOUND				TOTAL VOLUMES
FROM:	TO:	L	T	R	Ped	L	T	R	Ped	L	T	R	Ped	L	T	R	Ped	
7:00 AM	8:00 AM	40	355	2	0	23	0	31	0	1	273	27	0	1	0	1	0	754
7:15 AM	8:15 AM	47	411	2	0	28	0	31	0	0	304	38	0	1	0	2	0	864
7:30 AM	8:30 AM	45	424	2	0	31	0	31	0	0	322	39	0	3	0	1	0	898
7:45 AM	8:45 AM	43	412	4	0	40	0	29	0	0	292	43	0	4	0	1	0	868
8:00 AM	9:00 AM	37	383	6	2	43	0	29	0	0	209	45	0	3	0	1	0	756

NOTE PHF IS BASED ON 15 MIN. PEAK WITHIN THE PEAK HOUR.

ATKINS

TURNING MOVEMENT COUNT SUMMARY

Peak Hour Volumes

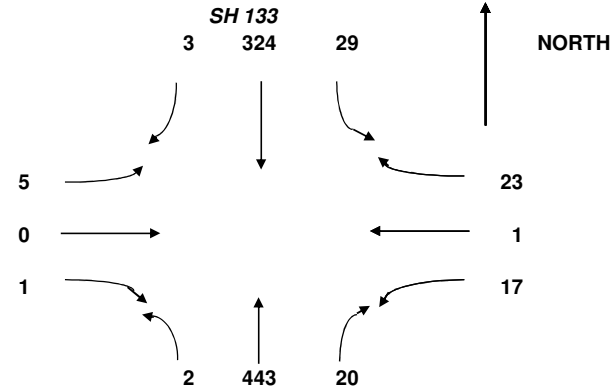
INTERSECTION: **19**
 N-S STREET: **SH 133**
 E-W STREET: **Garfield/Mobile Home**

PROJ. NO.:
 COUNT DATE: **31-Jan-12**
 NOTES: **Tuesday**

PK HR VOLUME:	868
PHF:	0.81
PEAK HOUR:	
FROM: 7:30 AM	TO: 8:30 AM

COUNT TIME:
 FROM: **7:00 AM**
 TO: **9:00 AM**

Garfield/Mobile Home



COUNT DATA INPUT:

TIME PERIOD		NORTHBOUND				EASTBOUND				SOUTHBOUND				WESTBOUND				TOTAL VOLUMES
FROM:	TO:	L	T	R	Ped	L	T	R	Ped	L	T	R	Ped	L	T	R	Ped	
7:00 AM	7:15 AM	0	76	7	2	1	0	0	0	8	15	0	0	0	0	5	0	112
7:15 AM	7:30 AM	0	84	4	4	2	2	0	0	2	52	2	5	1	0	9	5	158
7:30 AM	7:45 AM	0	97	3	1	0	0	0	0	7	72	2	0	9	0	5	1	195
7:45 AM	8:00 AM	0	109	3	1	3	0	1	0	4	141	0	0	2	0	6	0	269
8:00 AM	8:15 AM	1	138	8	1	2	0	0	0	5	48	1	0	2	0	5	1	210
8:15 AM	8:30 AM	1	99	6	0	0	0	0	0	13	63	0	0	4	1	7	1	194
8:30 AM	8:45 AM	0	80	4	1	1	0	0	0	0	49	1	0	1	0	9	0	145
8:45 AM	9:00 AM	0	78	2	1	0	0	0	0	7	54	0	0	0	0	7	0	148

HOURLY TOTALS:

TIME PERIOD		NORTHBOUND				EASTBOUND				SOUTHBOUND				WESTBOUND				TOTAL VOLUMES
FROM:	TO:	L	T	R	Ped	L	T	R	Ped	L	T	R	Ped	L	T	R	Ped	
7:00 AM	8:00 AM	0	366	17	8	6	2	1	0	21	280	4	5	12	0	25	6	734
7:15 AM	8:15 AM	1	428	18	7	7	2	1	0	18	313	5	5	14	0	25	7	832
7:30 AM	8:30 AM	2	443	20	3	5	0	1	0	29	324	3	0	17	1	23	3	868
7:45 AM	8:45 AM	2	426	21	3	6	0	1	0	22	301	2	0	9	1	27	2	818
8:00 AM	9:00 AM	2	395	20	3	3	0	0	0	25	214	2	0	7	1	28	2	697

NOTE PHF IS BASED ON 15 MIN. PEAK WITHIN THE PEAK HOUR.

ATKINS

TURNING MOVEMENT COUNT SUMMARY

Peak Hour Volumes

INTERSECTION: **20**
 N-S STREET: **SH 133**
 E-W STREET: **Alley/Beijin-Tokyo**

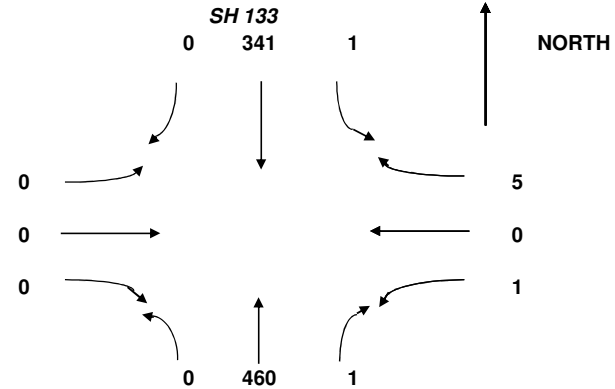
PROJ. NO.:
 COUNT DATE: **31-Jan-12**
 NOTES: **Tuesday**

PK HR VOLUME:	809
PHF:	0.78
PEAK HOUR:	
FROM: 7:30 AM	TO: 8:30 AM

COUNT TIME:
 FROM: **7:00 AM**
 TO: **9:00 AM**

Notes:

Alley/Beijin-Tokyo



COUNT DATA INPUT:

TIME PERIOD		NORTHBOUND				EASTBOUND				SOUTHBOUND				WESTBOUND				TOTAL VOLUMES	
FROM:	TO:	L	T	R	Ped	L	T	R	Ped	L	T	R	Ped	L	T	R	Ped		
7:00 AM	7:15 AM	0	83	0	0	0	0	0	0	0	15	0	0	0	0	0	0	0	98
7:15 AM	7:30 AM	0	88	0	0	0	0	0	0	0	53	0	0	0	0	0	0	0	141
7:30 AM	7:45 AM	0	100	0	0	0	0	0	0	0	81	0	0	0	0	0	0	0	181
7:45 AM	8:00 AM	0	111	1	0	0	0	0	0	0	144	0	0	1	0	1	0	0	258
8:00 AM	8:15 AM	0	145	0	0	0	0	0	0	1	49	0	0	0	0	2	0	0	197
8:15 AM	8:30 AM	0	104	0	0	0	0	0	0	0	67	0	0	0	0	2	0	0	173
8:30 AM	8:45 AM	0	84	1	0	0	0	0	0	0	50	0	0	0	0	0	0	0	135
8:45 AM	9:00 AM	0	80	0	0	0	0	0	0	0	54	0	0	0	0	0	0	0	134

HOURLY TOTALS:

TIME PERIOD		NORTHBOUND				EASTBOUND				SOUTHBOUND				WESTBOUND				TOTAL VOLUMES	
FROM:	TO:	L	T	R	Ped	L	T	R	Ped	L	T	R	Ped	L	T	R	Ped		
7:00 AM	8:00 AM	0	382	1	0	0	0	0	0	0	293	0	0	1	0	1	0	0	678
7:15 AM	8:15 AM	0	444	1	0	0	0	0	0	1	327	0	0	1	0	3	0	0	777
7:30 AM	8:30 AM	0	460	1	0	0	0	0	0	1	341	0	0	1	0	5	0	0	809
7:45 AM	8:45 AM	0	444	2	0	0	0	0	0	1	310	0	0	1	0	5	0	0	763
8:00 AM	9:00 AM	0	413	1	0	0	0	0	0	1	220	0	0	0	0	4	0	0	639

NOTE PHF IS BASED ON 15 MIN. PEAK WITHIN THE PEAK HOUR.

ATKINS

TURNING MOVEMENT COUNT SUMMARY

Peak Hour Volumes

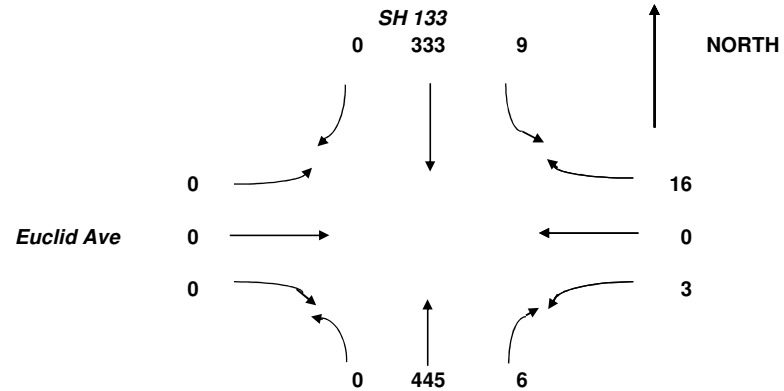
INTERSECTION: **21**
 N-S STREET: **SH 133**
 E-W STREET: **Euclid Ave**

PROJ. NO.:
 COUNT DATE: **31-Jan-12**
 NOTES: **Tuesday**

PK HR VOLUME:	812
PHF:	0.78
PEAK HOUR:	
FROM:	TO:
7:30 AM	8:30 AM

COUNT TIME:
 FROM: **7:00 AM**
 TO: **9:00 AM**

Notes:



COUNT DATA INPUT:

TIME PERIOD		NORTHBOUND				EASTBOUND				SOUTHBOUND				WESTBOUND				TOTAL VOLUMES
FROM:	TO:	L	T	R	Ped	L	T	R	Ped	L	T	R	Ped	L	T	R	Ped	
7:00 AM	7:15 AM	0	81	0	1	0	0	0	0	0	15	0	0	0	0	2	0	98
7:15 AM	7:30 AM	0	88	0	2	0	0	0	0	2	51	0	0	0	0	0	0	141
7:30 AM	7:45 AM	0	99	0	1	0	0	0	0	1	80	0	0	0	0	1	0	181
7:45 AM	8:00 AM	0	112	3	0	0	0	0	0	1	144	0	0	1	0	0	0	261
8:00 AM	8:15 AM	0	137	2	2	0	0	0	0	2	47	0	0	0	0	8	0	196
8:15 AM	8:30 AM	0	97	1	0	0	0	0	0	5	62	0	0	2	0	7	0	174
8:30 AM	8:45 AM	0	70	5	1	0	0	0	0	5	45	0	0	1	0	15	0	141
8:45 AM	9:00 AM	0	71	2	0	0	0	0	0	6	48	0	0	1	0	9	0	137

HOURLY TOTALS:

TIME PERIOD		NORTHBOUND				EASTBOUND				SOUTHBOUND				WESTBOUND				TOTAL VOLUMES
FROM:	TO:	L	T	R	Ped	L	T	R	Ped	L	T	R	Ped	L	T	R	Ped	
7:00 AM	8:00 AM	0	380	3	4	0	0	0	0	4	290	0	0	1	0	3	0	681
7:15 AM	8:15 AM	0	436	5	5	0	0	0	0	6	322	0	0	1	0	9	0	779
7:30 AM	8:30 AM	0	445	6	3	0	0	0	0	9	333	0	0	3	0	16	0	812
7:45 AM	8:45 AM	0	416	11	3	0	0	0	0	13	298	0	0	4	0	30	0	772
8:00 AM	9:00 AM	0	375	10	3	0	0	0	0	18	202	0	0	4	0	39	0	648

NOTE PHF IS BASED ON 15 MIN. PEAK WITHIN THE PEAK HOUR.

ATKINS

TURNING MOVEMENT COUNT SUMMARY

Peak Hour Volumes

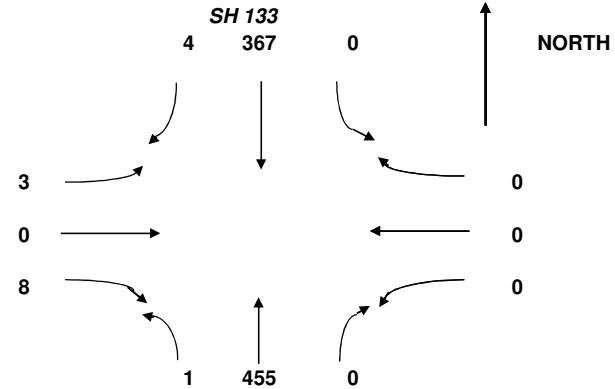
INTERSECTION: **22**
 N-S STREET: **SH 133**
 E-W STREET: **Crystal Valley Mobile Home**

PROJ. NO.:
 COUNT DATE: **31-Jan-12**
 NOTES: **Tuesday**

PK HR VOLUME:	838
PHF:	0.73
PEAK HOUR:	
FROM: 7:30 AM	TO: 8:30 AM

COUNT TIME:
 FROM: **7:00 AM**
 TO: **9:00 AM**

Crystal Valley Mobile Home



COUNT DATA INPUT:

TIME PERIOD		NORTHBOUND				EASTBOUND				SOUTHBOUND				WESTBOUND				TOTAL VOLUMES	
FROM:	TO:	L	T	R	Ped	L	T	R	Ped	L	T	R	Ped	L	T	R	Ped		
7:00 AM	7:15 AM	0	68	0	1	1	0	0	0	0	28	0	0	0	0	0	0	0	97
7:15 AM	7:30 AM	0	84	0	2	4	0	1	0	0	47	0	0	0	0	0	0	0	136
7:30 AM	7:45 AM	1	98	0	1	1	0	4	0	0	126	2	0	0	0	0	0	0	232
7:45 AM	8:00 AM	0	146	0	0	0	0	3	0	0	137	1	0	0	0	0	0	0	287
8:00 AM	8:15 AM	0	118	0	2	1	0	0	0	0	50	1	0	0	0	0	0	0	170
8:15 AM	8:30 AM	0	93	0	0	1	0	1	0	0	54	0	0	0	0	0	0	0	149
8:30 AM	8:45 AM	0	79	0	1	3	0	0	0	0	62	0	0	0	0	0	0	0	144
8:45 AM	9:00 AM	0	82	0	0	1	0	0	0	0	59	0	0	0	0	0	0	0	142

HOURLY TOTALS:

TIME PERIOD		NORTHBOUND				EASTBOUND				SOUTHBOUND				WESTBOUND				TOTAL VOLUMES	
FROM:	TO:	L	T	R	Ped	L	T	R	Ped	L	T	R	Ped	L	T	R	Ped		
7:00 AM	8:00 AM	1	396	0	4	6	0	8	0	0	338	3	0	0	0	0	0	0	752
7:15 AM	8:15 AM	1	446	0	5	6	0	8	0	0	360	4	0	0	0	0	0	0	825
7:30 AM	8:30 AM	1	455	0	3	3	0	8	0	0	367	4	0	0	0	0	0	0	838
7:45 AM	8:45 AM	0	436	0	3	5	0	4	0	0	303	2	0	0	0	0	0	0	750
8:00 AM	9:00 AM	0	372	0	3	6	0	1	0	0	225	1	0	0	0	0	0	0	605

NOTE PHF IS BASED ON 15 MIN. PEAK WITHIN THE PEAK HOUR.

ATKINS

TURNING MOVEMENT COUNT SUMMARY

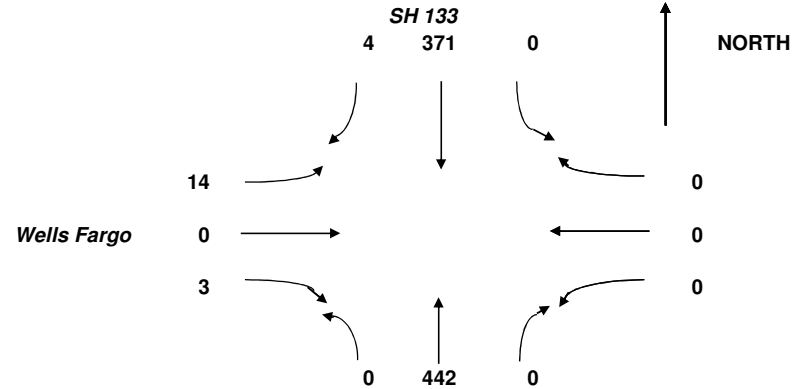
Peak Hour Volumes

INTERSECTION: **23**
 N-S STREET: **SH 133**
 E-W STREET: **Wells Fargo**

PROJ. NO.:
 COUNT DATE: **31-Jan-12**
 NOTES: **Tuesday**

COUNT TIME:
 FROM: **7:00 AM**
 TO: **9:00 AM**

PK HR VOLUME:	834
PHF:	0.73
PEAK HOUR:	
FROM: 7:30 AM	TO: 8:30 AM



COUNT DATA INPUT:

TIME PERIOD		NORTHBOUND				EASTBOUND				SOUTHBOUND				WESTBOUND				TOTAL VOLUMES	
FROM:	TO:	L	T	R	Ped	L	T	R	Ped	L	T	R	Ped	L	T	R	Ped		
7:00 AM	7:15 AM	0	65	0	0	3	0	0	0	0	27	1	0	0	0	0	0	0	96
7:15 AM	7:30 AM	0	84	0	0	0	0	1	0	0	48	0	0	0	0	0	0	0	133
7:30 AM	7:45 AM	0	98	0	0	1	0	0	0	0	129	1	0	0	0	0	0	0	229
7:45 AM	8:00 AM	0	145	0	0	1	0	1	0	0	139	1	0	0	0	0	0	0	287
8:00 AM	8:15 AM	0	112	0	0	6	0	0	0	0	50	0	0	0	0	0	0	0	168
8:15 AM	8:30 AM	0	87	0	0	6	0	2	0	0	53	2	0	0	0	0	0	0	150
8:30 AM	8:45 AM	1	77	0	0	2	0	0	0	0	61	1	0	0	0	0	0	0	142
8:45 AM	9:00 AM	1	80	0	0	2	0	2	0	0	57	2	0	0	0	0	0	0	144

HOURLY TOTALS:

TIME PERIOD		NORTHBOUND				EASTBOUND				SOUTHBOUND				WESTBOUND				TOTAL VOLUMES	
FROM:	TO:	L	T	R	Ped	L	T	R	Ped	L	T	R	Ped	L	T	R	Ped		
7:00 AM	8:00 AM	0	392	0	0	5	0	2	0	0	343	3	0	0	0	0	0	0	745
7:15 AM	8:15 AM	0	439	0	0	8	0	2	0	0	366	2	0	0	0	0	0	0	817
7:30 AM	8:30 AM	0	442	0	0	14	0	3	0	0	371	4	0	0	0	0	0	0	834
7:45 AM	8:45 AM	1	421	0	0	15	0	3	0	0	303	4	0	0	0	0	0	0	747
8:00 AM	9:00 AM	2	356	0	0	16	0	4	0	0	221	5	0	0	0	0	0	0	604

NOTE PHF IS BASED ON 15 MIN. PEAK WITHIN THE PEAK HOUR.

ATKINS

TURNING MOVEMENT COUNT SUMMARY

Peak Hour Volumes

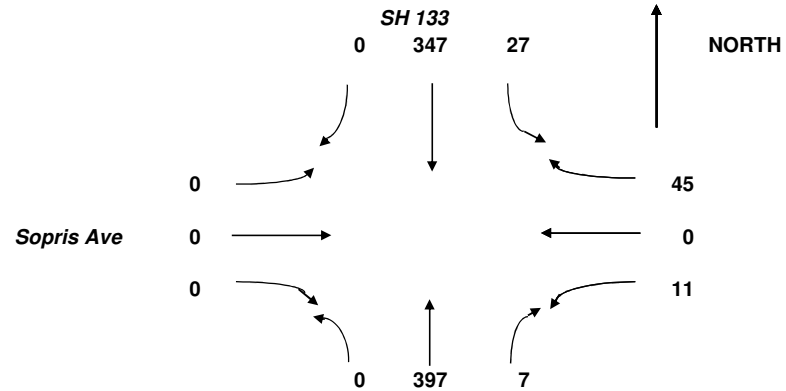
INTERSECTION: **24**
 N-S STREET: **SH 133**
 E-W STREET: **Sopris Ave**

PROJ. NO.:
 COUNT DATE: **31-Jan-12**
 NOTES: **Tuesday**

PK HR VOLUME:	834
PHF:	0.72
PEAK HOUR:	
FROM: 7:30 AM	TO: 8:30 AM

COUNT TIME:
 FROM: **7:00 AM**
 TO: **9:00 AM**

Notes:



COUNT DATA INPUT:

TIME PERIOD		NORTHBOUND				EASTBOUND				SOUTHBOUND				WESTBOUND				TOTAL VOLUMES
FROM:	TO:	L	T	R	Ped	L	T	R	Ped	L	T	R	Ped	L	T	R	Ped	
7:00 AM	7:15 AM	0	61	0	0	0	0	0	0	1	26	0	0	0	0	4	0	92
7:15 AM	7:30 AM	0	75	0	0	0	0	0	0	4	45	0	0	1	0	9	0	134
7:30 AM	7:45 AM	0	86	4	0	0	0	0	0	5	124	0	0	1	0	12	0	232
7:45 AM	8:00 AM	0	133	1	0	0	0	0	0	5	135	0	0	5	0	12	0	291
8:00 AM	8:15 AM	0	99	1	0	0	0	0	0	10	40	0	0	3	0	13	0	166
8:15 AM	8:30 AM	0	79	1	0	0	0	0	0	7	48	0	0	2	0	8	0	145
8:30 AM	8:45 AM	0	70	0	0	0	0	0	0	10	51	0	0	4	0	8	0	143
8:45 AM	9:00 AM	0	73	3	0	0	0	0	0	18	41	0	0	2	0	8	0	145

HOURLY TOTALS:

TIME PERIOD		NORTHBOUND				EASTBOUND				SOUTHBOUND				WESTBOUND				TOTAL VOLUMES
FROM:	TO:	L	T	R	Ped	L	T	R	Ped	L	T	R	Ped	L	T	R	Ped	
7:00 AM	8:00 AM	0	355	5	0	0	0	0	0	15	330	0	0	7	0	37	0	749
7:15 AM	8:15 AM	0	393	6	0	0	0	0	0	24	344	0	0	10	0	46	0	823
7:30 AM	8:30 AM	0	397	7	0	0	0	0	0	27	347	0	0	11	0	45	0	834
7:45 AM	8:45 AM	0	381	3	0	0	0	0	0	32	274	0	0	14	0	41	0	745
8:00 AM	9:00 AM	0	321	5	0	0	0	0	0	45	180	0	0	11	0	37	0	599

NOTE PHF IS BASED ON 15 MIN. PEAK WITHIN THE PEAK HOUR.

ATKINS

TURNING MOVEMENT COUNT SUMMARY

Peak Hour Volumes

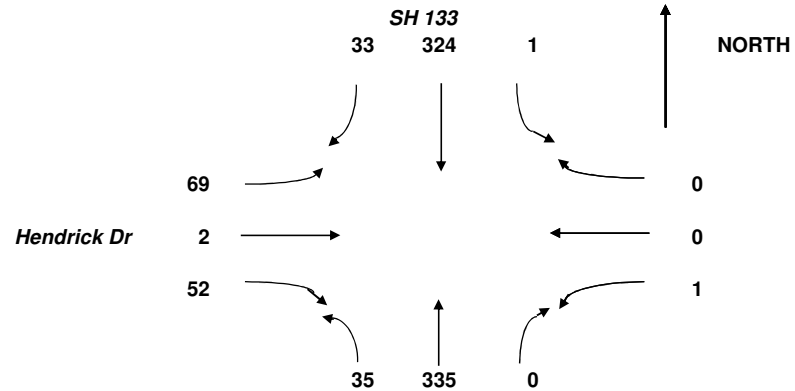
INTERSECTION: **25**
 N-S STREET: **SH 133**
 E-W STREET: **Hendrick Dr**

PROJ. NO.:
 COUNT DATE: **31-Jan-12**
 NOTES: **Tuesday**

PK HR VOLUME:	852
PHF:	0.68
PEAK HOUR:	
FROM: 7:30 AM	TO: 8:30 AM

COUNT TIME:
 FROM: **7:00 AM**
 TO: **9:00 AM**

Notes:



COUNT DATA INPUT:

TIME PERIOD		NORTHBOUND				EASTBOUND				SOUTHBOUND				WESTBOUND				TOTAL VOLUMES	
FROM:	TO:	L	T	R	Ped	L	T	R	Ped	L	T	R	Ped	L	T	R	Ped		
7:00 AM	7:15 AM	0	47	0	0	14	0	5	0	0	24	2	0	0	0	0	0	0	92
7:15 AM	7:30 AM	2	63	0	0	12	0	4	0	0	40	6	0	0	0	0	0	0	127
7:30 AM	7:45 AM	6	74	0	0	16	0	10	0	1	121	3	0	0	0	0	0	0	231
7:45 AM	8:00 AM	5	115	0	1	19	0	35	0	0	132	8	0	0	0	0	0	5	314
8:00 AM	8:15 AM	22	81	0	0	19	2	6	1	0	34	9	0	1	0	0	0	2	174
8:15 AM	8:30 AM	2	65	0	0	15	0	1	0	0	37	13	0	0	0	0	0	0	133
8:30 AM	8:45 AM	0	56	2	1	14	1	4	0	0	41	14	0	0	0	0	0	1	132
8:45 AM	9:00 AM	4	57	0	0	19	1	0	1	0	35	8	0	1	0	0	0	3	125

HOURLY TOTALS:

TIME PERIOD		NORTHBOUND				EASTBOUND				SOUTHBOUND				WESTBOUND				TOTAL VOLUMES	
FROM:	TO:	L	T	R	Ped	L	T	R	Ped	L	T	R	Ped	L	T	R	Ped		
7:00 AM	8:00 AM	13	299	0	1	61	0	54	0	1	317	19	0	0	0	0	0	5	764
7:15 AM	8:15 AM	35	333	0	1	66	2	55	1	1	327	26	0	1	0	0	0	7	846
7:30 AM	8:30 AM	35	335	0	1	69	2	52	1	1	324	33	0	1	0	0	0	7	852
7:45 AM	8:45 AM	29	317	2	2	67	3	46	1	0	244	44	0	1	0	0	0	8	753
8:00 AM	9:00 AM	28	259	2	1	67	4	11	2	0	147	44	0	2	0	0	0	6	564

NOTE PHF IS BASED ON 15 MIN. PEAK WITHIN THE PEAK HOUR.

ATKINS

TURNING MOVEMENT COUNT SUMMARY

Peak Hour Volumes

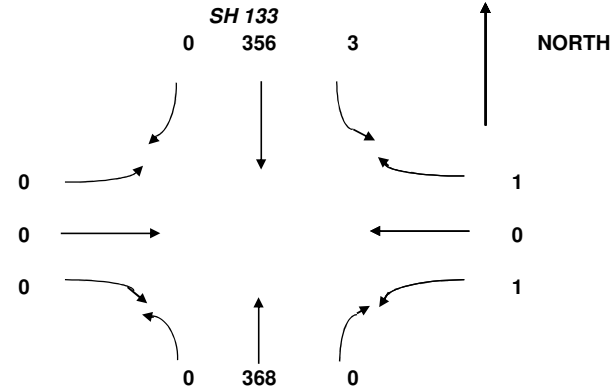
INTERSECTION: **26**
 N-S STREET: **SH 133**
 E-W STREET: **Roaring Fork Family Physicians**

PK HR VOLUME:	729
PHF:	0.66
PEAK HOUR:	
FROM:	TO:
7:15 AM	8:15 AM

PROJ. NO.:
 COUNT DATE: **31-Jan-12**
 NOTES: **Tuesday**

COUNT TIME:
 FROM: **7:00 AM**
 TO: **9:00 AM**

Roaring Fork Family Physicians



COUNT DATA INPUT:

TIME PERIOD		NORTHBOUND				EASTBOUND				SOUTHBOUND				WESTBOUND				TOTAL VOLUMES	
FROM:	TO:	L	T	R	Ped	L	T	R	Ped	L	T	R	Ped	L	T	R	Ped		
7:00 AM	7:15 AM	0	48	0	0	0	0	0	0	0	29	0	0	0	0	0	0	0	77
7:15 AM	7:30 AM	0	66	0	0	0	0	0	0	0	43	0	0	0	0	0	0	0	109
7:30 AM	7:45 AM	0	80	0	0	0	0	0	0	0	120	0	0	0	0	0	0	0	200
7:45 AM	8:00 AM	0	120	0	0	0	0	0	0	1	153	0	0	1	0	0	0	0	275
8:00 AM	8:15 AM	0	102	0	1	0	0	0	0	2	40	0	0	0	0	1	0	0	145
8:15 AM	8:30 AM	0	66	0	0	0	0	0	0	2	40	0	0	0	0	1	0	0	109
8:30 AM	8:45 AM	0	57	0	0	0	0	0	0	2	42	0	0	0	0	1	0	0	102
8:45 AM	9:00 AM	0	60	0	0	0	0	0	0	0	34	0	0	0	0	1	0	0	95

HOURLY TOTALS:

TIME PERIOD		NORTHBOUND				EASTBOUND				SOUTHBOUND				WESTBOUND				TOTAL VOLUMES	
FROM:	TO:	L	T	R	Ped	L	T	R	Ped	L	T	R	Ped	L	T	R	Ped		
7:00 AM	8:00 AM	0	314	0	0	0	0	0	0	1	345	0	0	1	0	0	0	0	661
7:15 AM	8:15 AM	0	368	0	1	0	0	0	0	3	356	0	0	1	0	1	0	0	729
7:30 AM	8:30 AM	0	368	0	1	0	0	0	0	5	353	0	0	1	0	2	0	0	729
7:45 AM	8:45 AM	0	345	0	1	0	0	0	0	7	275	0	0	1	0	3	0	0	631
8:00 AM	9:00 AM	0	285	0	1	0	0	0	0	6	156	0	0	0	0	4	0	0	451

NOTE PHF IS BASED ON 15 MIN. PEAK WITHIN THE PEAK HOUR.

ATKINS

TURNING MOVEMENT COUNT SUMMARY

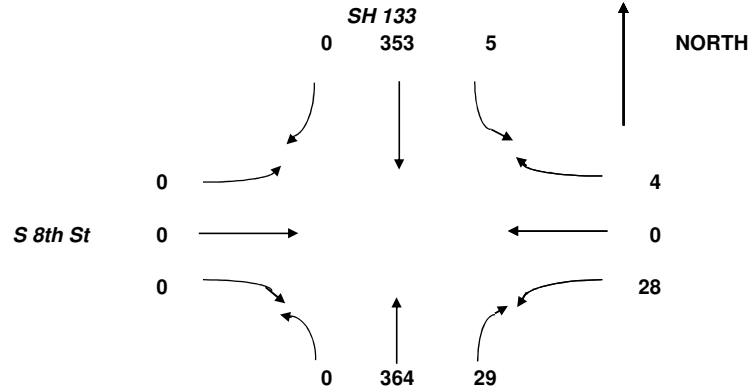
Peak Hour Volumes

INTERSECTION: 27
 N-S STREET: SH 133
 E-W STREET: S 8th St

PROJ. NO.:
 COUNT DATE: 31-Jan-12
 NOTES: Tuesday

COUNT TIME:
 FROM: 7:00 AM
 TO: 9:00 AM

PK HR VOLUME:	783
PHF:	0.65
PEAK HOUR:	
FROM:	TO:
7:30 AM	8:30 AM



COUNT DATA INPUT:

TIME PERIOD		NORTHBOUND				EASTBOUND				SOUTHBOUND				WESTBOUND				TOTAL VOLUMES	
FROM:	TO:	L	T	R	Ped	L	T	R	Ped	L	T	R	Ped	L	T	R	Ped		
7:00 AM	7:15 AM	0	48	0	0	0	0	0	0	0	29	0	0	0	0	0	0	0	77
7:15 AM	7:30 AM	0	64	1	1	0	0	0	1	0	43	0	0	1	0	2	0	0	111
7:30 AM	7:45 AM	0	80	5	0	0	0	0	0	1	119	0	0	9	0	0	0	0	214
7:45 AM	8:00 AM	0	119	12	0	0	0	0	0	1	153	0	0	13	0	1	1	0	299
8:00 AM	8:15 AM	0	100	8	0	0	0	0	0	2	40	0	0	5	0	2	0	0	157
8:15 AM	8:30 AM	0	65	4	0	0	0	0	0	1	41	0	0	1	0	1	0	0	113
8:30 AM	8:45 AM	0	56	2	1	0	0	0	0	3	41	0	0	4	0	1	0	0	107
8:45 AM	9:00 AM	0	60	1	0	0	0	0	0	0	34	0	0	3	0	0	0	0	98

HOURLY TOTALS:

TIME PERIOD		NORTHBOUND				EASTBOUND				SOUTHBOUND				WESTBOUND				TOTAL VOLUMES	
FROM:	TO:	L	T	R	Ped	L	T	R	Ped	L	T	R	Ped	L	T	R	Ped		
7:00 AM	8:00 AM	0	311	18	1	0	0	0	1	2	344	0	0	23	0	3	1	0	701
7:15 AM	8:15 AM	0	363	26	1	0	0	0	1	4	355	0	0	28	0	5	1	0	781
7:30 AM	8:30 AM	0	364	29	0	0	0	0	0	5	353	0	0	28	0	4	1	0	783
7:45 AM	8:45 AM	0	340	26	1	0	0	0	0	7	275	0	0	23	0	5	1	0	676
8:00 AM	9:00 AM	0	281	15	1	0	0	0	0	6	156	0	0	13	0	4	0	0	475

NOTE PHF IS BASED ON 15 MIN. PEAK WITHIN THE PEAK HOUR.

ATKINS

TURNING MOVEMENT COUNT SUMMARY

Peak Hour Volumes

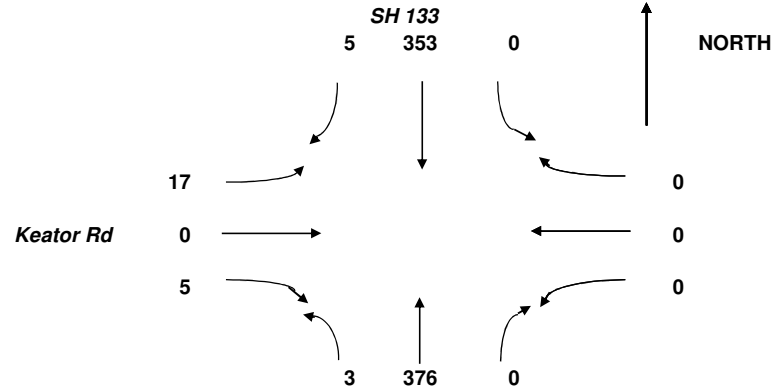
INTERSECTION: **28**
 N-S STREET: **SH 133**
 E-W STREET: **Keator Rd**

PROJ. NO.:
 COUNT DATE: **31-Jan-12**
 NOTES: **Tuesday**

PK HR VOLUME:	759
PHF:	0.66
PEAK HOUR:	
FROM:	TO:
7:30 AM	8:30 AM

COUNT TIME:
 FROM: **7:00 AM**
 TO: **9:00 AM**

Notes:



COUNT DATA INPUT:

TIME PERIOD		NORTHBOUND				EASTBOUND				SOUTHBOUND				WESTBOUND				TOTAL VOLUMES	
FROM:	TO:	L	T	R	Ped	L	T	R	Ped	L	T	R	Ped	L	T	R	Ped		
7:00 AM	7:15 AM	0	48	0	0	0	0	0	0	0	29	0	1	0	0	0	0	0	77
7:15 AM	7:30 AM	0	64	0	0	1	0	1	0	0	42	1	0	0	0	0	0	0	109
7:30 AM	7:45 AM	1	80	0	0	5	0	3	0	0	120	0	0	0	0	0	0	0	209
7:45 AM	8:00 AM	1	126	0	0	5	0	2	0	0	153	1	0	0	0	0	0	0	288
8:00 AM	8:15 AM	1	104	0	0	4	0	0	0	0	40	2	0	0	0	0	0	0	151
8:15 AM	8:30 AM	0	66	0	0	3	0	0	0	0	40	2	0	0	0	0	0	0	111
8:30 AM	8:45 AM	0	57	0	0	1	0	2	0	0	44	0	0	0	0	0	0	0	104
8:45 AM	9:00 AM	0	60	0	0	1	0	0	0	0	33	1	0	0	0	0	0	0	95

HOURLY TOTALS:

TIME PERIOD		NORTHBOUND				EASTBOUND				SOUTHBOUND				WESTBOUND				TOTAL VOLUMES	
FROM:	TO:	L	T	R	Ped	L	T	R	Ped	L	T	R	Ped	L	T	R	Ped		
7:00 AM	8:00 AM	2	318	0	0	11	0	6	0	0	344	2	1	0	0	0	0	0	683
7:15 AM	8:15 AM	3	374	0	0	15	0	6	0	0	355	4	0	0	0	0	0	0	757
7:30 AM	8:30 AM	3	376	0	0	17	0	5	0	0	353	5	0	0	0	0	0	0	759
7:45 AM	8:45 AM	2	353	0	0	13	0	4	0	0	277	5	0	0	0	0	0	0	654
8:00 AM	9:00 AM	1	287	0	0	9	0	2	0	0	157	5	0	0	0	0	0	0	461

NOTE PHF IS BASED ON 15 MIN. PEAK WITHIN THE PEAK HOUR.

ATKINS

TURNING MOVEMENT COUNT SUMMARY

Peak Hour Volumes

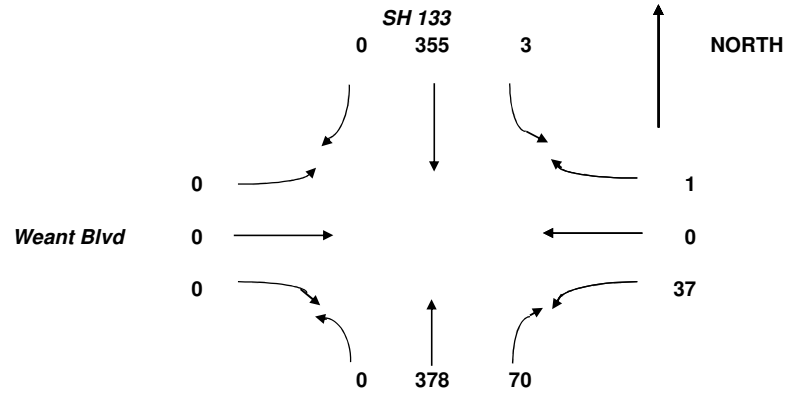
INTERSECTION: **29**
 N-S STREET: **SH 133**
 E-W STREET: **Weant Blvd**

PROJ. NO.:
 COUNT DATE: **31-Jan-12**
 NOTES: **Tuesday**

PK HR VOLUME:	844
PHF:	0.67
PEAK HOUR:	
FROM: 7:30 AM	TO: 8:30 AM

COUNT TIME:
 FROM: **7:00 AM**
 TO: **9:00 AM**

Notes:



COUNT DATA INPUT:

TIME PERIOD		NORTHBOUND				EASTBOUND				SOUTHBOUND				WESTBOUND				TOTAL VOLUMES	
FROM:	TO:	L	T	R	Ped	L	T	R	Ped	L	T	R	Ped	L	T	R	Ped		
7:00 AM	7:15 AM	0	48	9	0	0	0	0	0	0	29	0	0	1	0	0	0	0	87
7:15 AM	7:30 AM	0	62	4	0	0	0	0	0	1	42	0	0	2	0	2	0	0	113
7:30 AM	7:45 AM	0	81	9	0	0	0	0	0	1	119	0	0	10	0	0	0	0	220
7:45 AM	8:00 AM	0	126	21	0	0	0	0	1	1	153	0	0	15	0	1	0	0	317
8:00 AM	8:15 AM	0	105	19	0	0	0	0	1	0	42	0	0	6	0	0	0	0	172
8:15 AM	8:30 AM	0	66	21	0	0	0	0	0	1	41	0	0	6	0	0	0	0	135
8:30 AM	8:45 AM	0	55	7	0	0	0	0	1	2	42	0	0	1	0	2	0	0	109
8:45 AM	9:00 AM	0	60	17	0	0	0	0	0	4	30	0	0	6	0	0	0	0	117

HOURLY TOTALS:

TIME PERIOD		NORTHBOUND				EASTBOUND				SOUTHBOUND				WESTBOUND				TOTAL VOLUMES	
FROM:	TO:	L	T	R	Ped	L	T	R	Ped	L	T	R	Ped	L	T	R	Ped		
7:00 AM	8:00 AM	0	317	43	0	0	0	0	1	3	343	0	0	28	0	3	0	0	737
7:15 AM	8:15 AM	0	374	53	0	0	0	0	2	3	356	0	0	33	0	3	0	0	822
7:30 AM	8:30 AM	0	378	70	0	0	0	0	2	3	355	0	0	37	0	1	0	0	844
7:45 AM	8:45 AM	0	352	68	0	0	0	0	3	4	278	0	0	28	0	3	0	0	733
8:00 AM	9:00 AM	0	286	64	0	0	0	0	2	7	155	0	0	19	0	2	0	0	533

NOTE PHF IS BASED ON 15 MIN. PEAK WITHIN THE PEAK HOUR.

ATKINS

TURNING MOVEMENT COUNT SUMMARY

Peak Hour Volumes

INTERSECTION: **30**
 N-S STREET: **SH 133**
 E-W STREET: **River Valley Ranch/Snowmass**

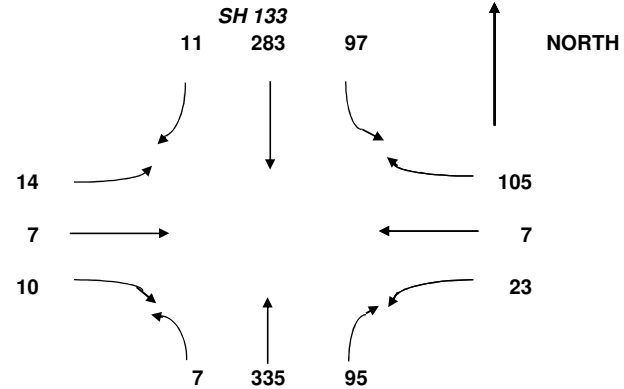
PK HR VOLUME:	994
PHF:	0.62
PEAK HOUR:	
FROM:	TO:
7:30 AM	8:30 AM

PROJ. NO.:
 COUNT DATE: **31-Jan-12**
 NOTES: **Tuesday**

COUNT TIME:
 FROM: **7:00 AM**
 TO: **9:00 AM**

Notes:

River Valley Ranch/Snowmass Dr



COUNT DATA INPUT:

TIME PERIOD		NORTHBOUND				EASTBOUND				SOUTHBOUND				WESTBOUND				TOTAL VOLUMES
FROM:	TO:	L	T	R	Ped	L	T	R	Ped	L	T	R	Ped	L	T	R	Ped	
7:00 AM	7:15 AM	0	43	10	0	2	3	0	0	3	23	1	0	0	0	6	0	91
7:15 AM	7:30 AM	0	43	10	0	4	1	0	0	18	19	2	0	2	0	13	1	112
7:30 AM	7:45 AM	0	66	19	0	2	6	3	1	34	66	2	0	8	1	28	0	235
7:45 AM	8:00 AM	5	106	45	0	3	1	7	2	52	143	4	14	5	1	28	1	400
8:00 AM	8:15 AM	2	93	22	0	6	0	0	1	8	45	2	0	7	3	33	0	221
8:15 AM	8:30 AM	0	70	9	0	3	0	0	0	3	29	3	0	3	2	16	1	138
8:30 AM	8:45 AM	0	45	6	0	6	2	0	0	10	32	5	1	3	0	8	0	117
8:45 AM	9:00 AM	0	61	14	0	7	4	0	0	4	25	6	0	6	0	4	0	131

HOURLY TOTALS:

TIME PERIOD		NORTHBOUND				EASTBOUND				SOUTHBOUND				WESTBOUND				TOTAL VOLUMES
FROM:	TO:	L	T	R	Ped	L	T	R	Ped	L	T	R	Ped	L	T	R	Ped	
7:00 AM	8:00 AM	5	258	84	0	11	11	10	3	107	251	9	14	15	2	75	2	838
7:15 AM	8:15 AM	7	308	96	0	15	8	10	4	112	273	10	14	22	5	102	2	968
7:30 AM	8:30 AM	7	335	95	0	14	7	10	4	97	283	11	14	23	7	105	2	994
7:45 AM	8:45 AM	7	314	82	0	18	3	7	3	73	249	14	15	18	6	85	2	876
8:00 AM	9:00 AM	2	269	51	0	22	6	0	1	25	131	16	1	19	5	61	1	607

NOTE PHF IS BASED ON 15 MIN. PEAK WITHIN THE PEAK HOUR.

ATKINS

TURNING MOVEMENT COUNT SUMMARY

Peak Hour Volumes

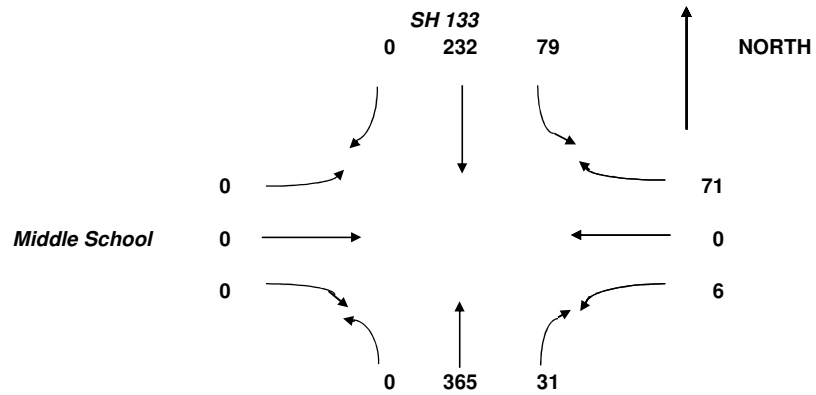
INTERSECTION: **31**
 N-S STREET: **SH 133**
 E-W STREET: **Middle School**

PROJ. NO.:
 COUNT DATE: **31-Jan-12**
 NOTES: **Tuesday**

PK HR VOLUME:	784
PHF:	0.58
PEAK HOUR:	
FROM: 7:30 AM	TO: 8:30 AM

COUNT TIME:
 FROM: **7:00 AM**
 TO: **9:00 AM**

Notes:



COUNT DATA INPUT:

TIME PERIOD		NORTHBOUND				EASTBOUND				SOUTHBOUND				WESTBOUND				TOTAL VOLUMES
FROM:	TO:	L	T	R	Ped	L	T	R	Ped	L	T	R	Ped	L	T	R	Ped	
7:00 AM	7:15 AM	0	49	0	0	0	0	0	0	3	19	0	0	0	0	4	0	75
7:15 AM	7:30 AM	0	49	2	1	0	0	0	1	20	0	0	0	0	2	1	74	
7:30 AM	7:45 AM	0	68	8	0	0	0	0	0	20	53	0	0	2	0	17	0	168
7:45 AM	8:00 AM	0	124	22	0	0	0	0	1	50	104	0	0	4	0	34	0	338
8:00 AM	8:15 AM	0	101	1	0	0	0	0	2	6	47	0	1	0	0	14	0	169
8:15 AM	8:30 AM	0	72	0	0	0	0	0	0	3	28	0	0	0	0	6	0	109
8:30 AM	8:45 AM	0	50	2	0	0	0	0	0	2	31	0	0	0	0	1	0	86
8:45 AM	9:00 AM	0	70	0	0	0	0	0	0	0	32	0	0	0	0	4	0	106

HOURLY TOTALS:

TIME PERIOD		NORTHBOUND				EASTBOUND				SOUTHBOUND				WESTBOUND				TOTAL VOLUMES
FROM:	TO:	L	T	R	Ped	L	T	R	Ped	L	T	R	Ped	L	T	R	Ped	
7:00 AM	8:00 AM	0	290	32	1	0	0	0	1	74	196	0	0	6	0	57	1	655
7:15 AM	8:15 AM	0	342	33	1	0	0	0	3	77	224	0	1	6	0	67	1	749
7:30 AM	8:30 AM	0	365	31	0	0	0	0	3	79	232	0	1	6	0	71	0	784
7:45 AM	8:45 AM	0	347	25	0	0	0	0	3	61	210	0	1	4	0	55	0	702
8:00 AM	9:00 AM	0	293	3	0	0	0	0	2	11	138	0	1	0	0	25	0	470

NOTE PHF IS BASED ON 15 MIN. PEAK WITHIN THE PEAK HOUR.

ATKINS

TURNING MOVEMENT COUNT SUMMARY

Peak Hour Volumes

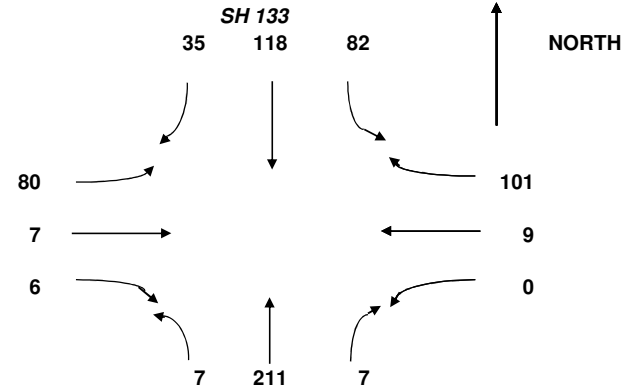
INTERSECTION: **32**
 N-S STREET: **SH 133**
 E-W STREET: **Meadowood/Crystal Bridge**

PROJ. NO.:
 COUNT DATE: **31-Jan-12**
 NOTES: **Tuesday**

PK HR VOLUME:	663
PHF:	0.61
PEAK HOUR:	
FROM: 7:30 AM	TO: 8:30 AM

COUNT TIME:
 FROM: **7:00 AM**
 TO: **9:00 AM**

Meadowood/Crystal Bridge



COUNT DATA INPUT:

TIME PERIOD		NORTHBOUND				EASTBOUND				SOUTHBOUND				WESTBOUND				TOTAL VOLUMES
FROM:	TO:	L	T	R	Ped	L	T	R	Ped	L	T	R	Ped	L	T	R	Ped	
7:00 AM	7:15 AM	1	41	0	0	8	0	0	0	8	12	1	0	0	0	3	0	74
7:15 AM	7:30 AM	0	36	0	0	13	0	0	0	5	14	1	0	0	0	7	2	76
7:30 AM	7:45 AM	0	42	3	0	20	0	1	0	19	30	6	0	0	2	12	1	135
7:45 AM	8:00 AM	4	89	3	0	29	6	4	2	45	48	12	3	0	1	29	1	270
8:00 AM	8:15 AM	2	44	1	0	15	1	1	0	13	24	10	0	0	4	39	0	154
8:15 AM	8:30 AM	1	36	0	0	16	0	0	0	5	16	7	0	0	2	21	0	104
8:30 AM	8:45 AM	0	28	1	0	22	0	0	0	3	27	7	0	0	0	5	0	93
8:45 AM	9:00 AM	0	42	1	0	20	0	0	0	5	20	6	0	0	0	7	0	101

HOURLY TOTALS:

TIME PERIOD		NORTHBOUND				EASTBOUND				SOUTHBOUND				WESTBOUND				TOTAL VOLUMES
FROM:	TO:	L	T	R	Ped	L	T	R	Ped	L	T	R	Ped	L	T	R	Ped	
7:00 AM	8:00 AM	5	208	6	0	70	6	5	2	77	104	20	3	0	3	51	4	555
7:15 AM	8:15 AM	6	211	7	0	77	7	6	2	82	116	29	3	0	7	87	4	635
7:30 AM	8:30 AM	7	211	7	0	80	7	6	2	82	118	35	3	0	9	101	2	663
7:45 AM	8:45 AM	7	197	5	0	82	7	5	2	66	115	36	3	0	7	94	1	621
8:00 AM	9:00 AM	3	150	3	0	73	1	1	0	26	87	30	0	0	6	72	0	452

NOTE PHF IS BASED ON 15 MIN. PEAK WITHIN THE PEAK HOUR.

ATKINS

TURNING MOVEMENT COUNT SUMMARY

Peak Hour Volumes

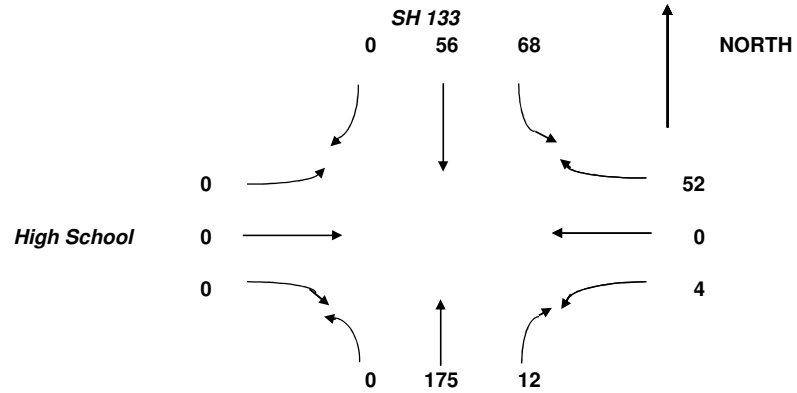
INTERSECTION: **33**
 N-S STREET: **SH 133**
 E-W STREET: **High School**

PROJ. NO.:
 COUNT DATE: **31-Jan-12**
 NOTES: **Tuesday**

PK HR VOLUME:	367
PHF:	0.58
PEAK HOUR:	
FROM:	TO:
7:15 AM	8:15 AM

COUNT TIME:
 FROM: **7:00 AM**
 TO: **9:00 AM**

Notes:



COUNT DATA INPUT:

TIME PERIOD		NORTHBOUND				EASTBOUND				SOUTHBOUND				WESTBOUND				TOTAL VOLUMES	
FROM:	TO:	L	T	R	Ped	L	T	R	Ped	L	T	R	Ped	L	T	R	Ped		
7:00 AM	7:15 AM	0	35	0	0	0	0	0	0	1	7	0	0	0	0	0	0	0	43
7:15 AM	7:30 AM	0	38	1	0	0	0	0	0	4	12	0	0	0	0	0	0	0	55
7:30 AM	7:45 AM	0	36	5	0	0	0	0	0	15	13	0	0	1	0	12	0	0	82
7:45 AM	8:00 AM	0	57	6	0	0	0	0	0	43	15	0	0	2	0	35	0	0	158
8:00 AM	8:15 AM	0	44	0	0	0	0	0	0	6	16	0	0	1	0	5	0	0	72
8:15 AM	8:30 AM	0	32	0	0	0	0	0	1	0	18	0	0	0	0	1	0	0	51
8:30 AM	8:45 AM	0	31	0	0	0	0	0	1	0	23	0	0	0	0	1	0	0	55
8:45 AM	9:00 AM	0	41	0	0	1	0	0	0	3	20	0	0	0	0	2	0	0	67

HOURLY TOTALS:

TIME PERIOD		NORTHBOUND				EASTBOUND				SOUTHBOUND				WESTBOUND				TOTAL VOLUMES	
FROM:	TO:	L	T	R	Ped	L	T	R	Ped	L	T	R	Ped	L	T	R	Ped		
7:00 AM	8:00 AM	0	166	12	0	0	0	0	0	63	47	0	0	3	0	47	0	0	338
7:15 AM	8:15 AM	0	175	12	0	0	0	0	0	68	56	0	0	4	0	52	0	0	367
7:30 AM	8:30 AM	0	169	11	0	0	0	0	1	64	62	0	0	4	0	53	0	0	363
7:45 AM	8:45 AM	0	164	6	0	0	0	0	2	49	72	0	0	3	0	42	0	0	336
8:00 AM	9:00 AM	0	148	0	0	1	0	0	2	9	77	0	0	1	0	9	0	0	245

NOTE PHF IS BASED ON 15 MIN. PEAK WITHIN THE PEAK HOUR.

